



The Royal
Australian &
New Zealand
College of
Psychiatrists



Training and Assessment Update

RANZCP Fellowship Program

Victoria (VIC) End-year 2023

May 2024

309 La Trobe Street, Melbourne VIC
3000 Australia
T +61 3 9640 0646
F +61 3 9642 5652
ranzcp@ranzcp.org
www.ranzcp.org
ABN 68 000 439 047.

Contents

Introduction and Background.....	3
1. RANZCP Fellowship program enrolment.....	4
2. RANZCP Fellowship program numbers.....	4
3. Assessments.....	6
3.1 Multiple Choice Question (MCQ) Examination.....	6
3.2 Critical Essay Question (CEQ) Examination.....	6
3.3 Modified Essay Question (MEQ) Examination.....	7
3.4 Clinical Competency Assessment (CCA).....	8
3.5 Psychotherapy Written Case (PWC).....	9
3.6 Scholarly Project (SP).....	9
4. Specialist International Medical Graduates program enrolment.....	12
5. Specialist International Medical Graduates numbers.....	12
6. New Fellows.....	13
7. Certificates of Advanced Training.....	14
8. Specialist Training Program (STP).....	16
9. Integrated Rural Training Pipeline (IRTP) Program.....	16

Introduction and Background

The Victoria (VIC) - Training and Assessment report is a snapshot overview of data and outlines the most recent numbers for:

- Enrolments
- Trainees and Specialist International Medical Graduates (SIMG)
- Assessment pass rates
- New RANZCP Fellows
- Certificates of advanced training
- Specialist Training Program (STP) and Integrated Rural Training Pipeline (IRTP) Program.

The End-year update data is current as of 8 January 2024 and summarises activities for January – December 2023.

Importantly, the data published in the respective sections are aggregated for each state and New Zealand. However, the definition of location changes according to the member type:

- Trainees: the Fellowship zone is used to determine location
- SIMGs: the employer state is used to determine location
- New Fellows: the last Fellowship zone recorded is used to determine location

The data for this report is taken from the College member database, and the analysis was conducted by the Education and Training Unit as part of its regular reporting of the College's education activities. Numbers may differ from other reports due to trainees moving zone, late form submission, withdrawals, not paying fees, being excluded or other reasons. Results presented in this report have been rounded up to the nearest whole percent and in some cases, answers may not add up to 100%.

1. RANZCP Fellowship program enrolment

During the 2023 training year, a total of 102 trainees commenced the VIC training program (see Table 1).

The training year for 2023 commenced in February for Australia and New Zealand, covering the period from February 2023 to February 2024. Table 1 compares the 2023 intake with the same period in 2022 and shows the difference in numbers.

Table 1. VIC Training Intakes by zone

	VICN	VICS	VICW	VIC Overall	RANZCP Overall
2023	35	36	31	102	412
2022	29	30	31	90	374
Difference	+6	+6	0	+12	+38

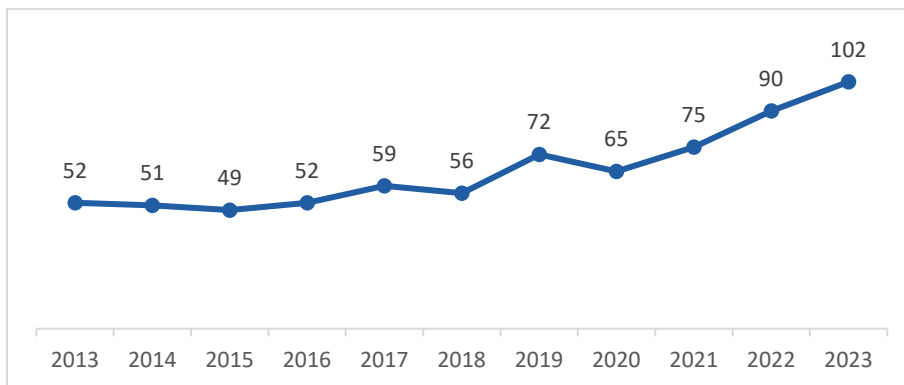


Figure 1. VIC Training intake (2013-2023)

2. RANZCP Fellowship program numbers

Overall, the VIC program currently has 560 active trainees. The distribution of these trainees across different stages of training is detailed in Table 2. There are 554 trainees (99%) undertaking the 2012 program, and 6 trainees (1%) transitioned from the 2003 program.

Figure 2 illustrates the distribution of VIC trainees across each stage of training and zone. The VIC program has the highest proportion of its trainees in stage 3.

Table 2. Total VIC Training Numbers by stage (correct as of 8 January 2024)

	VICN	VICS	VICW	VIC Overall	RANZCP Overall
2012 Program	201	186	167	554	2177
Stage 1	47	46	35	128	532
Stage 2	52	59	63	174	770
Stage 3	102	81	69	252	875
Transitioned	1	5	-	6	58
Stage 1	-	-	-	-	1
Stage 2	-	-	-	-	2
Stage 3	1	5	-	6	55
Overall	202	191	167	560	2235
Stage 1	47	46	35	128	533
Stage 2	52	59	63	174	772
Stage 3	103	86	69	258	930

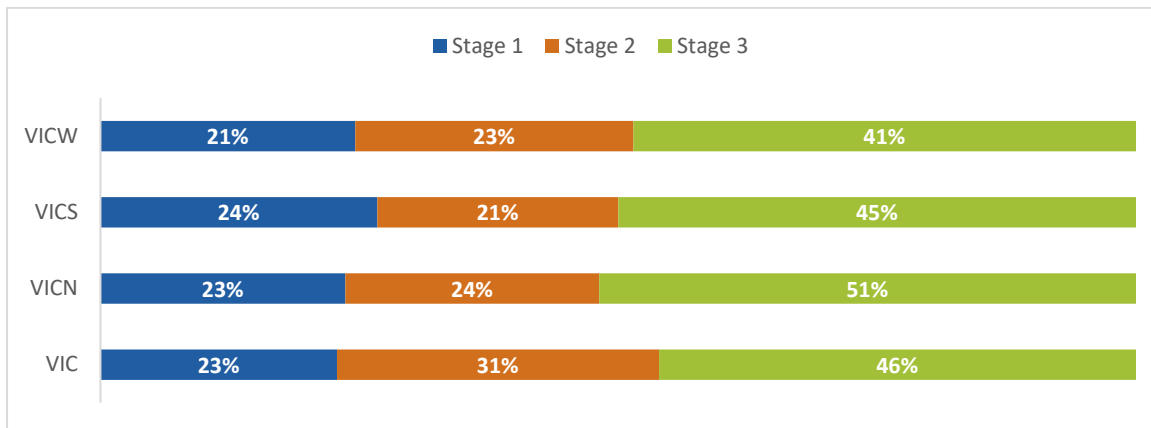


Figure 2. Trainees by Fellowship Zone and Stage of Training (correct as of 8 January 2024)

The distribution of VIC trainees by zone and gender is outlined in Table 3. Women represent more than 50% of VIC trainees. In Table 3 trainees identifying as non-binary / gender diverse and preferring not to say are presented as part of the overall numbers and not distributed by zone. Table 4 shows the range and frequency of the age of VIC trainees. The VIC trainees are ranging from 26 years to 74 years of age. The average age is 35.33 years, with a standard deviation of +/- 6.166 years.

Table 3. Distribution of VIC trainees by gender (correct as of 8 January 2024)

	VICN	VICS	VICW	VIC Overall	RANZCP Overall
Man	69	92	72	233	1046
Non-binary/ gender diverse	-	-	-	3	7
Prefer not to say	-	-	-	-	-
Woman	130	99	95	324	1178

Table 4. Descriptive statistics VIC trainees age (correct as of 8 January 2024)

Statistics	
Mean	35.33
Median	34
Standard deviation	6.166
Minimum	26
Maximum	74

3. Assessments

3.1 Multiple Choice Question (MCQ) Examination

The Multiple-Choice Question (MCQ) Examination was held in March and September 2023. The pass rate for the VIC program was 96% in March and 78% in September. In total, 93 assessments were completed during both rounds in 2023.

Table 5. MCQ March Results

March		VICN	VICS	VICW	VIC Overall	RANZCP Overall
	Assessments	24	18	14	56	230
Pass	22	18	14	54	213	
Pass Rate (%)	92%	100%	100%	96%	93%	

Table 6. MCQ September Results

Sept		VICN	VICS	VICW	VIC Overall	RANZCP Overall
	Assessments	10	14	13	37	196
Pass	8	11	10	29	152	
Pass Rate (%)	80%	79%	77%	78%	78%	

3.2 Critical Essay Question (CEQ) Examination

The Critical Essay Question Examination (CEQ) was held in February and August 2023, where the VIC program achieved a pass rate of 66% in February and 77% in August. A total of 136 assessments were completed during both rounds in 2023.

Table 7. CEQ February Results

February		VICN	VICS	VICW	VIC SIMGs	VIC Overall	RANZCP Overall
	Assessments	18	14	11	22	65	232
Pass	14	11	8	10	43	152	
Pass Rate (%)	78%	79%	73%	45%	66%	66%	

Table 8. CEQ August Results

August		VICN	VICS	VICW	VIC SIMGs	VIC Overall	RANZCP Overall
	Assessments	17	18	15	21	71	239
Pass	15	15	15	10	55	178	
Pass Rate (%)	88%	83%	100%	48%	77%	74%	

3.3 Modified Essay Question (MEQ) Examination

The Modified Essay Question Examination (MEQ) was held in February and August 2023. The VIC program pass rate was 67% in February and 41% in August. A total of 178 assessments were completed during both rounds in 2023.

Table 9. MEQ February Results

February	VICN	VICS	VICW	VIC SIMGs	VIC Overall	RANZCP Overall
	Assessments	22	29	17	17	85
Pass	16	21	12	8	57	185
Pass Rate (%)	73%	72%	71%	47%	67%	69%

Table 10. MEQ August Results

August	VICN	VICS	VICW	VIC SIMGs	VIC Overall	RANZCP Overall
	Assessments	29	26	22	16	93
Pass	15	9	9	5	38	154
Pass Rate (%)	52%	35%	41%	31%	41%	53%

3.4 Clinical Competency Assessment (CCA)

The Board approved the implementation of the Clinical Competency Assessment (CCA) for 2022 and 2023. The CCA is based on the AAP with some modifications. The CCA will not be a 'No-Disadvantage Exam' - the results from this assessment will be reflected in the candidates' training trajectory.

The CCA was held in March and September 2023 with the VIC program achieving a 97% pass rate in March and 100% in September. A total of 92 assessments were completed during these rounds in 2023. The CCA relies on longitudinal data points to make high-stakes decisions, unlike summative assessments, which base judgments on a single data point. The ongoing, structured feedback received during training is assessed to inform progression decisions. This ensures that candidates only proceed to submit their portfolios when they believe they have met the required standards. As a result, the outcomes from the CCA do not come as a surprise to candidates.

Table 11. CCA March 2023 Results

	VIC	RANZCP Overall
Portfolio Review		
Trainees	27	69
Successful	25	62
Unsuccessful (Proceed to CbD)	2	7
SIMGs	5	12
Successful	5	11
Unsuccessful (Proceed to CbD)	0	1
Overall	32	81
Successful	30	73
Unsuccessful (proceed to CbD)	2	8
Case-based Discussion		
Trainees	2	5
Successful	1	3
Unsuccessful	1	2
SIMGs	-	1
Successful	-	-
Unsuccessful	-	1
Overall	2	6*

*Total Candidates Unsuccessful in the PR - 8, Withdrawn (before the CbD) - 2. Proceeded to CbD - 6

Table 12. CCA September 2023 Results

	VIC	RANZCP Overall
Portfolio Review		
Trainees	54	183
Successful	54	173
Unsuccessful (Proceed to CbD)	-	10
SIMGs	6	11
Successful	6	11
Unsuccessful (Proceed to CbD)	-	0
Overall	60	194
Successful	60	184
Unsuccessful (Proceed to CbD)	-	10
Case based Discussion		
Trainees	-	5*
Successful	-	3
Unsuccessful	-	2

*Total Candidates Unsuccessful in the PR – 10, Withdrawn (before the CbD) – 5, Proceeded to CbD - 5

3.5 Psychotherapy Written Case (PWC)

The results of the Psychotherapy Written Case (PWC) submissions received in 2023 are summarised in Table 13 to 16, including the pass rates. In total, 76 submissions were assessed. The pass rate for the PWC in 2023 were as follows: 67% in February, 63% in May, 71% in August and 60% in November 2023.

Table 13. PWC February Results

February	VICN	VICS	VICW	VIC SIMGs	VIC Overall	RANZCP Overall
	Assessments	5	4	2	4	15
Pass	3	2	2	3	10	47
Pass Rate (%)	60%	50%	100%	75%	67%	67%

Table 14. PWC May Results

May	VICN	VICS	VICW	VIC SIMGs	VIC Overall	RANZCP Overall
	Assessments	9	4	5	1	19
Pass	6	0	5	1	12	49
Pass Rate (%)	67%	0%	100%	100%	63%	64%

Table 15. PWC August Results

August	VICN	VICS	VICW	VIC SIMGs	VIC Overall	RANZCP Overall
	Assessments	9	3	4	1	17
Pass	5	2	4	1	12	43
Pass Rate (%)	56%	67%	100%	100%	71%	63%

Table 16. PWC November Results

August	VICN	VICS	VICW	VIC SIMGs	VIC Overall	RANZCP Overall
	Assessments	6	10	9	-	25
Pass	5	6	4	-	15	66
Pass Rate (%)	83%	60%	44%	-	60%	59%

3.6 Scholarly Project (SP)

a. Submission results

During the 2023 round of submissions, 54 Scholarly Projects from the VIC program were received. The pass rate for the SP in 2023 were as follows: 80% in March, 75% in July and 83% in November 2023.

Table 17. SP March Results

March	VICN	VICS	VICW	VIC SIMGs	VIC Overall	RANZCP Overall
	Assessments	6	5	4	-	15
Pass	5	4	3	-	12	51
Pass Rate (%)	83%	80%	75%	-	80%	74%

Table 18. SP Pass Rate by project type

Project type	March	
	Submissions	Pass Rate
Case Series	1	0%
Literature Review	5	60%

Qualitative or Quantitative Research	7	100%
Quality Assurance or Clinical Audit	2	100%

Table 19. SP July Results – Assessments by Fellowship zone

July		VICN	VICS	VICW	VIC SIMGs	VIC Overall	RANZCP Overall
	Assessments	12	1	3	-	16	76
Pass	9	-	3	-	12	66	
Pass Rate (%)	75%	0%	100%	-	75%	87%	

Table 20. SP Pass Rate by project type

Project type	July	
	Submissions	Pass Rate
Case Series	1	100%
Literature Review	10	80%
Qualitative or Quantitative Research	4	50%
Quality Assurance or Clinical Audit	1	100%

Table 21. SP November Results

November		VICN	VICS	VICW	VIC SIMGs	VIC Overall	RANZCP Overall
	Assessments	12	5	6	-	23	94
Pass	10	3	6	-	19	79	
Pass Rate (%)	83%	60%	100%	-	83%	84%	

Table 22. SP Pass Rate by project type

Project type	November	
	Submissions	Pass Rate
Case Series	-	-
Literature Review	11	64%
Qualitative or Quantitative Research	8	100%
Quality Assurance or Clinical Audit	4	100%
Other	-	-

b. Proposals and exemptions

The RANZCP approved 54 SP proposals from the VIC program between January and December 2023. The most common project type received was Literature Review (see Table 23).

Table 23. Approved SP proposals by project type (Jan – Dec 2023)

	VICN	VICS	VICW	VIC Overall	RANZCP Overall
Case Series	0	0	1	1	4
Literature Review	13	9	3	25	99
Qualitative or Quantitative Research	11	2	9	22	91
Quality Assurance or Clinical Audit	2	3	1	6	36
Other	-	-	-	-	-

Trainees may be exempt from undertaking the SP if they have conducted activities that are considered equivalent by the RANZCP. In 2023, the College received 26 exemption applications and 22 were granted (see Table 24).

Table 24. SP Exemptions granted by Fellowship zone (Jan-Dec 2023)

	VICN	VICS	VICW	VIC Overall	RANZCP Overall
Exemptions	9	10	7	26	78
Granted	9	8	5	22	65
Pass Rate (%)	100%	80%	71%	85%	83%

4. Specialist International Medical Graduates program enrolment

A total of 38 Specialist International Medical Graduates commenced a pathway to attain Fellowship of the RANZCP in VIC during the period from January to December 2023 (25 deemed to be partially comparable and 13 deemed to be substantially comparable).

Table 25. Specialist Pathway Assessments by Employer State (Jan-Dec 2023)

	VIC	RANZCP Overall
Overall	38	82
Partially	25	45
Substantially	13	37

Table 26. VIC Intakes by country of the highest specialist qualification assessed (Jan-Dec 2023)

Country	Partially	Substantially	Overall
India	11	-	11
Sri Lanka	8	2	10
United Kingdom	1	8	9
Iran	2	1	3
Hong Kong	1	1	2
Canada	-	1	1
Malaysia	1	-	1
South Africa	1	-	1
Overall	25	13	38

5. Specialist International Medical Graduates numbers

Overall, the VIC currently has 76 active SIMGs. 63 SIMGs (83%) are undertaking the program under the Partial Comparability pathway, and 13 SIMGs (17%) under Substantial Comparability. The distribution of SIMGs across each comparability status and employer state is presented in Figure 3.

Table 27. Total SIMGs Numbers by Employer State (correct as of 31 December 2023)

	VIC	RANZCP Overall
SIMGs	76	152
Partially	63	112
Substantially	13	40

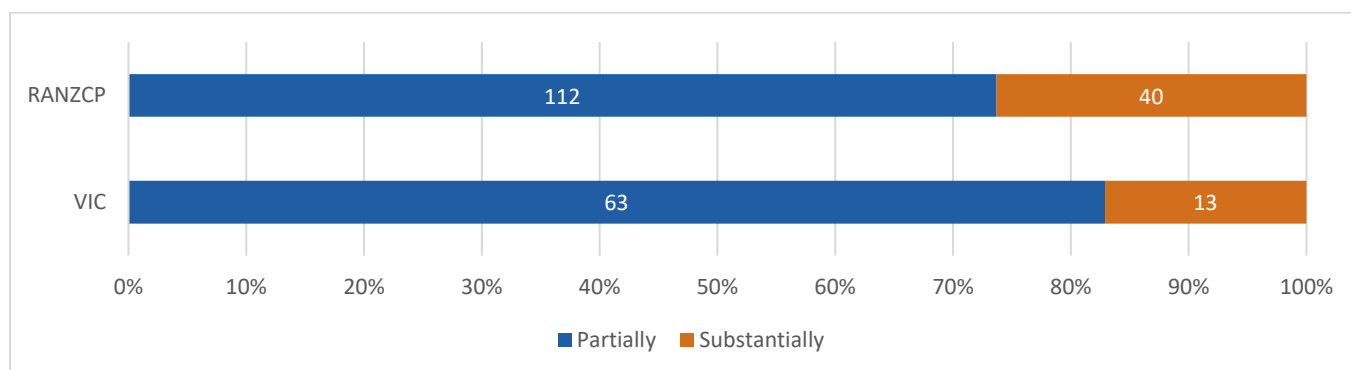


Figure 3. SIMGs by Employer State and comparability status (correct as of 31 December 2023)

The distribution of SIMGs by gender is presented in Table 28. Men represent more than 50% of RANZCP SIMGs in VIC.

Table 28. Distribution of SIMGs by Fellowship Zone and gender (correct as of 31 December 2023)

	VIC	RANZCP Overall
Man	46	90
Non-binary/ gender diverse	-	-
Woman	30	61
Prefer not to say	-	1

6. New Fellows

Over the reporting period, the RANZCP announced the admission of 72 new College Fellows from the VIC program with 45 (62%) completing the training program pathway and the remaining 27 (38%) following the SIMG program.

Table 29. Total Number of VIC New Fellows (Jan-Dec 2023)

	VICN	VICS	VICW	VIC Overall	RANZCP Overall
Training program	20	12	13	45	223
2012 program	18	12	13	43	212
Transitioned	2			2	11
SIMG pathway	-	-	-	27	51
Partial	-	-	-	20	27
Substantial	-	-	-	7	24
Overall (a) + (b)	20	12	13	72	274

* Training pathway distributed based on the last zone trained and specialist pathway based on the employer state.

The distribution of New Fellows from the VIC program by gender is outlined in Table 30. The age range for these new fellows ranges from 33 years to 56 years.

Table 30. Distribution of New Fellows by Fellowship Zone and gender (Jan-Dec 2023)

	VICN	VICS	VICW	VIC SIMGs	VIC Overall	RANZCP Overall
Man	7	6	8	18	39	148
Non-binary/ gender diverse	-	-	-	-	-	1
Woman	13	6	5	10	34	125

7. Certificates of Advanced Training

The total number of enrolments, awards and current participants completing Certificates of Advanced Training in VIC are shown in Tables 31 to 34.

a. Enrolment

Table 31 provides a breakdown of enrolments into certificate courses in VIC from January to December 2023.

Table 31. Certificates of Advanced Training intake by type and certificate zone (Jan – Dec 2023)

	VIC	RANZCP Overall
Overall	59	192
Addiction	8	31
Adult	1	9
Child and Adolescent	15	51
Consultation-Liaison	9	27
Forensic	3	18
Old Age	14	35
Psychotherapy	9	21

b. RANZCP Certificates of Advanced Training numbers

Table 32 shows the total number of people currently enrolled in Certificates of Advanced Training in VIC and the detail of Membership by location is shown in Table 33. A total of 227 advanced certificates are being completed by 213 people, with the most common certificates being Child and Adolescent and Consultation-Liaison, accounting for 43% of the total. The majority of people enrolled are RANZCP trainees (60%) and the remaining Fellows (40%).

Table 32. Total Certificates of Advanced Training Numbers by Certificate Zone (correct as of 19 January 2024)

	VIC	RANZCP Overall
Overall	227	824
Addiction	28	122
Adult	5	51
Child and Adolescent	48	170
Consultation-Liaison	49	143
Forensic	20	79
Old Age	42	144
Psychotherapy	35	115

Table 33. Total Certificates of Advanced Training Numbers by Membership (correct as of 19 January 2024)

	VIC	RANZCP Overall
Overall	213	772
Trainees	129	440
Fellows	84	332

c. Awards

During 2023 a total of 29 Certificates of Advanced Training from the VIC were approved by the Education Committee.

Table 34. Certificates of Advanced Training awarded by type and Certificate Zone (Jan – Dec 2023)

	VIC	RANZCP Overall
Overall	29	144
Addiction	-	10
Adult	3	11
Child and Adolescent	7	39
Consultation-Liaison	7	27
Forensic	5	18
Old Age	7	25
Psychotherapy	-	14

8. Specialist Training Program (STP)

The Specialist Training Program (STP) is an Australian Government initiative.

It provides funding to health organisations to support specialist medical training in settings beyond traditional public teaching hospitals. STP posts involve 6-month training rotations in posts located in priority settings such as the private sector, regional, rural and remote areas, and non-hospital settings (e.g., aged care, community health organisations or Aboriginal medical services). As providers of STP posts must submit a report after each rotation, the numbers in this report could differ from those reported to the Department of Health and Aged Care. The Modified Monash (MM) classification is used to report the geographical location of the posts.

Table 35 shows the total number of FTE by the MM rating, and the number of VIC trainees in the STP program is shown in Table 36. The STP program funded in VIC a total of 44.04 FTE in MM1 locations during rotation 1 2023, covered by 52 trainees.

Table 35. Rotation 1, 2023 STP locations showing FTE by MM classification

	VIC	AUST
MM1	36.14	92.13
MM2	0.5	18.56
MM3	5.6	16.1
MM4	1.8	6.63
MM5	-	1.61
MM6	-	3.74
MM7	-	2.69
Overall	44.04	141.46

* MM1 is a major city, and MM7 is very remote. Areas classified MM2 to MM7 are rural or remote.

Table 36. Rotation 1, 2023 Trainees funded by the STP program

	ACT	AUST
STP trainees Rotation 1, 2023	52	159

9. Integrated Rural Training Pipeline (IRTP) Program

The Integrated Rural Training Pipeline (IRTP) program is an Australian Government initiative aimed at increasing the number of psychiatry trainees and specialists in rural and regional areas.

Training posts funded in the IRTP program differ from the Specialist Training Program (STP) posts as the funding 'follows' the trainee through multiple rotations at a health service.

Overall, the College has 33 active trainees funded by the IRTP program. Currently, 7 trainees from VIC funded by the IRTP.

Table 37. Total Trainees funded by the IRTP program

	ACT	AUST
Trainees	7	33