



The Royal  
Australian &  
New Zealand  
College of  
Psychiatrists



# Training and Assessment Update

## RANZCP Fellowship Program

# Tasmania (TAS) End-year 2023

**May 2024**

309 La Trobe Street, Melbourne VIC  
3000 Australia  
T +61 3 9640 0646  
F +61 3 9642 5652  
ranzcp@ranzcp.org  
www.ranzcp.org  
ABN 68 000 439 047.

## Contents

|  |    |
|--|----|
| Introduction and Background .....                                    | 3  |
| 1. RANZCP Fellowship program enrolment.....                          | 4  |
| 2. RANZCP Fellowship program numbers.....                            | 4  |
| 3. Assessments.....  | 6  |
| 3.1 Multiple Choice Question (MCQ) Examination .....                 | 6  |
| 3.2 Critical Essay Question (CEQ) Examination.....                   | 6  |
| 3.3 Modified Essay Question (MEQ) Examination .....                  | 7  |
| 3.4 Clinical Competency Assessment (CCA) .....                       | 8  |
| 3.5 Psychotherapy Written Case (PWC) .....                           | 9  |
| 3.6 Scholarly Project (SP).....                                      | 9  |
| 4. Specialist International Medical Graduates program enrolment..... | 11 |
| 5. Specialist International Medical Graduates numbers .....          | 11 |
| 6. New Fellows .....   | 12 |
| 7. Certificates of Advanced Training .....                           | 13 |
| 8. Specialist Training Program (STP) .....                           | 15 |
| 9. Integrated Rural Training Pipeline (IRTP) Program.....            | 15 |

## Introduction and Background

The Tasmania (TAS) - Training and Assessment report is a snapshot overview of data and outlines the most recent numbers for:

- Enrolments
- Trainees and Specialist International Medical Graduates (SIMG)
- Assessment pass rates
- New RANZCP Fellows
- Certificates of advanced training
- Specialist Training Program (STP) and Integrated Rural Training Pipeline (IRTP) Program.

The End-year update data is current as of 8 January 2024 and summarises activities for January – December 2023.

Importantly, the data published in the respective sections are aggregated for each state and New Zealand. However, the definition of location changes according to the member type:

- Trainees: the Fellowship zone is used to determine location
- SIMGs: the employer state is used to determine location
- New Fellows: the last Fellowship zone recorded is used to determine location

The data for this report is taken from the College member database, and the analysis was conducted by the Education and Training Unit as part of its regular reporting of the College's education activities. Numbers may differ from other reports due to trainees moving zone, late form submission, withdrawals, not paying fees, being excluded or other reasons. Results presented in this report have been rounded up to the nearest whole percent and in some cases, answers may not add up to 100%.

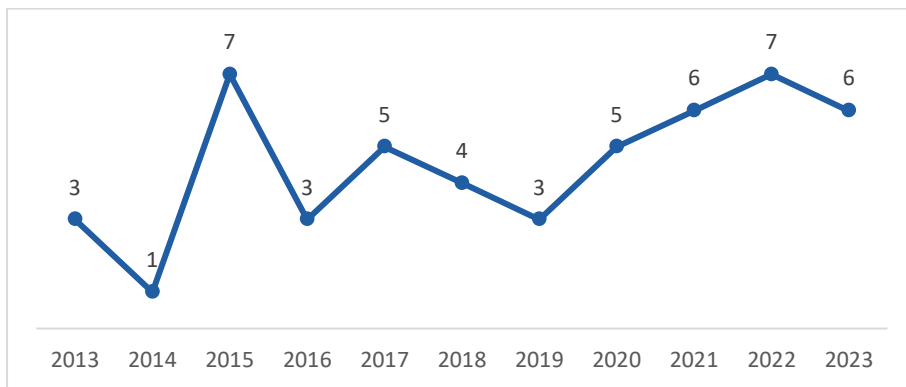
## 1. RANZCP Fellowship program enrolment

During the 2023 training year, a total of 6 trainees commenced the TAS training program (see Table 1).

The training year for 2023 commenced in February for Australia and New Zealand, covering the period from February 2023 to February 2024. Table 1 compares the 2023 intake with the same period in 2022 and shows the difference in numbers.

**Table 1. TAS Training Intakes**

|            | TAS | RANZCP Overall |
|------------|-----|----------------|
| 2023       | 6   | 412            |
| 2022       | 7   | 374            |
| Difference | -1  | +38            |



**Figure 1. TAS Training intake (2013-2023)**

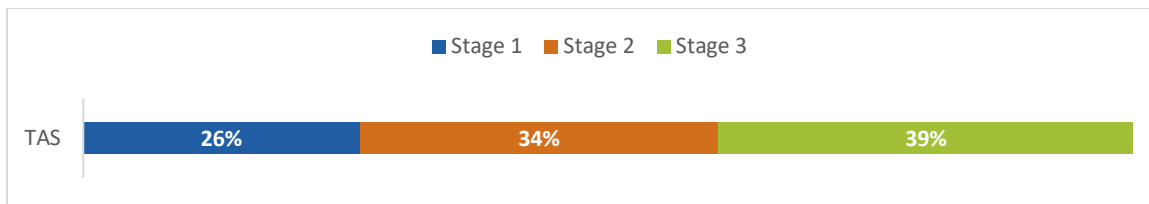
## 2. RANZCP Fellowship program numbers

Overall, the TAS program currently has 38 active trainees. The distribution of these trainees across different stages of training is detailed in Table 2. There are 37 trainees (97%) undertaking the 2012 program, and 1 trainee (3%) transitioned from the 2003 program.

Figure 2 illustrates the distribution of trainees across each stage of training and the location. The TAS program has the highest proportion of their trainees in stage 3.

**Table 2. Total TAS Training Numbers by stage (correct as of 8 January 2024)**

|                     | TAS       | RANZCP Overall |
|---------------------|-----------|----------------|
| <b>2012 Program</b> | <b>37</b> | <b>2177</b>    |
| Stage 1             | 10        | 532            |
| Stage 2             | 13        | 770            |
| Stage 3             | 14        | 875            |
| <b>Transitioned</b> | <b>1</b>  | <b>58</b>      |
| Stage 1             | -         | 1              |
| Stage 2             | -         | 2              |
| Stage 3             | 1         | 55             |
| <b>Overall</b>      | <b>38</b> | <b>2235</b>    |
| Stage 1             | 10        | 533            |
| Stage 2             | 13        | 772            |
| Stage 3             | 15        | 930            |



**Figure 2. Trainees by Fellowship Zone and Stage of Training (correct as of 8 January 2024)**

The distribution of TAS trainees by gender is outlined in Table 3. Women represent less than 50% of TAS trainees. In Table 3 trainees identifying as non-binary / gender diverse and preferring not to say are presented as part of the overall numbers and not distributed by program. Table 4 shows the range and frequency of the age of TAS trainees. The TAS trainees are ranging from 26 years to 59 years of age. The average age is 39 years, with a standard deviation of +/- 8.230 years.

**Table 3. Distribution of TAS trainees by gender (correct as of 8 January 2024)**

|                            | TAS | RANZCP Overall |
|----------------------------|-----|----------------|
| Man                        | 20  | 1046           |
| Non-binary/ gender diverse | -   | 7              |
| Prefer not to say          | -   | 4              |
| Woman                      | 18  | 1178           |

**Table 4. Descriptive statistics TAS trainees age (correct as of 8 January 2024)**

| Statistics         |       |
|--------------------|-------|
| Mean               | 39.00 |
| Median             | 38    |
| Standard deviation | 8.230 |
| Minimum            | 26    |
| Maximum            | 59    |

### 3. Assessments

#### 3.1 Multiple Choice Question (MCQ) Examination

The Multiple-Choice Question (MCQ) Examination was held in March and September 2023. The pass rate for the TAS program was 67% in March and September. In total, 6 assessments were completed during both rounds in 2023.

**Table 5. MCQ March Results**

| March                | TAS         | RANZCP Overall |
|----------------------|-------------|----------------|
|                      | Assessments | 3              |
| Pass                 | 2           | 213            |
| <b>Pass Rate (%)</b> | <b>67%</b>  | <b>93%</b>     |

**Table 6. MCQ September Results**

| Sept                 | TAS         | RANZCP Overall |
|----------------------|-------------|----------------|
|                      | Assessments | 3              |
| Pass                 | 2           | 152            |
| <b>Pass Rate (%)</b> | <b>67%</b>  | <b>78%</b>     |

#### 3.2 Critical Essay Question (CEQ) Examination

The Critical Essay Question Examination (CEQ) was held in February and August 2023, where the TAS program achieved a pass rate of 57% in February and 63% in August. A total of 15 assessments were completed during both rounds in 2023.

**Table 7. CEQ February Results**

| February                                   | TAS                   | RANZCP Overall |
|--|-----------------------|----------------|
|  | Assessments -trainees | 6              |
| Pass                                       | 4                     | 136            |
| <b>Pass Rate (%)</b>                       | <b>67%</b>            | <b>72%</b>     |
| Assessments -SIMGs (Partial comparability) | 1                     | 42             |
| Pass                                       | 0                     | 16             |
| <b>Pass Rate (%)</b>                       | <b>0%</b>             | <b>38%</b>     |
| <b>Total Assessments</b>                   | <b>7</b>              | <b>232</b>     |
| Pass                                       | 4                     | 152            |
| <b>Pass Rate (%)</b>                       | <b>57%</b>            | <b>66%</b>     |

**Table 8. CEQ August Results**

| August                                     | TAS                   | RANZCP Overall |
|--|-----------------------|----------------|
|  | Assessments -trainees | 7              |
| Pass                                       | 5                     | 160            |
| <b>Pass Rate (%)</b>                       | <b>71%</b>            | <b>81%</b>     |
| Assessments -SIMGs (Partial comparability) | 1                     | 42             |
| Pass                                       | 0                     | 18             |
| <b>Pass Rate (%)</b>                       | <b>0%</b>             | <b>43%</b>     |
| <b>Total Assessments</b>                   | <b>8</b>              | <b>239</b>     |
| Pass                                       | 5                     | 178            |
| <b>Pass Rate (%)</b>                       | <b>63%</b>            | <b>74%</b>     |

### 3.3 Modified Essay Question (MEQ) Examination

The Modified Essay Question Examination (MEQ) was held in February and August 2023. The TAS program pass rate was 100% in February and 40% in August. A total of 17 assessments were completed during both rounds in 2023.

**Table 9. MEQ February Results**

|          |   | TAS         | RANZCP Overall |
|----------|---|-------------|----------------|
| February | <b>Assessments -trainees</b>                      | 2           | 235            |
|          | Pass  | 2           | 166            |
|          | <b>Pass Rate (%)</b>                              | <b>100%</b> | <b>71%</b>     |
|          | <b>Assessments -SIMGs (Partial comparability)</b> | -           | 32             |
|          | Pass  | -           | 19             |
|          | <b>Pass Rate (%)</b>                              | <b>-</b>    | <b>59%</b>     |
|          | <b>Total Assessments</b>                          | 2           | 267            |
|          | Pass  | 2           | 185            |
|          | <b>Pass Rate (%)</b>                              | <b>100%</b> | <b>69%</b>     |

**Table 10. MEQ August Results**

|        |   | TAS        | RANZCP Overall |
|--------|---|------------|----------------|
| August | <b>Assessments -trainees</b>                      | 5          | 262            |
|        | Pass  | 2          | 141            |
|        | <b>Pass Rate (%)</b>                              | <b>40%</b> | <b>54%</b>     |
|        | <b>Assessments -SIMGs (Partial comparability)</b> | -          | 30             |
|        | Pass  | -          | 13             |
|        | <b>Pass Rate (%)</b>                              | <b>-</b>   | <b>43%</b>     |
|        | <b>Total Assessments</b>                          | 5          | 292            |
|        | Pass  | 2          | 154            |
|        | <b>Pass Rate (%)</b>                              | <b>40%</b> | <b>53%</b>     |

### 3.4 Clinical Competency Assessment (CCA)

The Board approved the implementation of the Clinical Competency Assessment (CCA) for 2022 and 2023. The CCA is based on the AAP with some modifications. The CCA will not be a 'No-Disadvantage Exam' - the results from this assessment will be reflected in the candidates' training trajectory.

The CCA was held in March and September 2023 with the TAS program achieving a 100% pass rate in March and September. A total of 3 assessments were completed during these rounds in 2023. The CCA relies on longitudinal data points to make high-stakes decisions, unlike summative assessments, which base judgments on a single data point. The ongoing, structured feedback received during training is assessed to inform progression decisions. This ensures that candidates only proceed to submit their portfolios when they believe they have met the required standards. As a result, the outcomes from the CCA do not come as a surprise to candidates.

**Table 11. CCA March 2023 Results**

|                               | TAS      | RANZCP Overall |
|-------------------------------|----------|----------------|
| <b>Portfolio Review</b>       |          |                |
| <b>Trainees</b>               | <b>1</b> | <b>69</b>      |
| Successful                    | 1        | 62             |
| Unsuccessful (Proceed to CbD) | 0        | 7              |
| <b>SIMGs</b>                  | <b>-</b> | <b>12</b>      |
| Successful                    | -        | 11             |
| Unsuccessful (Proceed to CbD) | -        | 1              |
| <b>Overall</b>                | <b>1</b> | <b>81</b>      |
| Successful                    | 1        | 73             |
| Unsuccessful (proceed to CbD) | 0        | 8              |
| <b>Case-based Discussion</b>  |          |                |
| <b>Trainees</b>               | <b>-</b> | <b>5</b>       |
| Successful                    | -        | 3              |
| Unsuccessful                  | -        | 2              |
| <b>SIMGs</b>                  | <b>-</b> | <b>1</b>       |
| Successful                    | -        | -              |
| Unsuccessful                  | -        | 1              |
| <b>Overall</b>                | <b>-</b> | <b>6*</b>      |

\*Total Candidates Unsuccessful in the PR - 8, Withdrawn (before the CbD) - 2. Proceeded to CbD - 6

**Table 12. CCA September 2023 Results**

|                               | TAS      | RANZCP Overall |
|-------------------------------|----------|----------------|
| <b>Portfolio Review</b>       |          |                |
| <b>Trainees</b>               | <b>2</b> | <b>183</b>     |
| Successful                    | 2        | 173            |
| Unsuccessful (Proceed to CbD) | -        | 10             |
| <b>SIMGs</b>                  | <b>-</b> | <b>11</b>      |
| Successful                    | -        | 11             |
| Unsuccessful (Proceed to CbD) | -        | 0              |
| <b>Overall</b>                | <b>2</b> | <b>194</b>     |
| Successful                    | 2        | 184            |
| Unsuccessful (Proceed to CbD) | -        | 10             |
| <b>Case based Discussion</b>  |          |                |
| <b>Trainees</b>               | <b>-</b> | <b>5*</b>      |
| Successful                    | -        | 3              |
| Unsuccessful                  | -        | 2              |

\*Total Candidates Unsuccessful in the PR – 10, Withdrawn (before the CbD) – 5, Proceeded to CbD - 5



### 3.5 Psychotherapy Written Case (PWC)

The results of the Psychotherapy Written Case (PWC) submissions received in 2023 are summarised in Table 13 to 16, including the pass rates. In total, 4 submissions were assessed, all of which achieved a 100% pass rate across all rounds.

**Table 13. PWC February Results**

| February             | TAS         | RANZCP Overall |
|----------------------|-------------|----------------|
|                      | Assessments | 1              |
| Pass                 | 1           | 47             |
| <b>Pass Rate (%)</b> | <b>100%</b> | <b>67%</b>     |

**Table 14. PWC May Results**

| May                  | TAS         | RANZCP Overall |
|----------------------|-------------|----------------|
|                      | Assessments | 1              |
| Pass                 | 1           | 49             |
| <b>Pass Rate (%)</b> | <b>100%</b> | <b>64%</b>     |

**Table 15. PWC August Results**

| August               | TAS         | RANZCP Overall |
|----------------------|-------------|----------------|
|                      | Assessments | 1              |
| Pass                 | 1           | 43             |
| <b>Pass Rate (%)</b> | <b>100%</b> | <b>63%</b>     |

**Table 16. PWC November Results**

| November             | TAS         | RANZCP Overall |
|----------------------|-------------|----------------|
|                      | Assessments | 1              |
| Pass                 | 1           | 66             |
| <b>Pass Rate (%)</b> | <b>100%</b> | <b>59%</b>     |

### 3.6 Scholarly Project (SP)

#### a. Submission results

During the 2023 round of submissions, 3 Scholarly Projects from the TAS program were received. The pass rate for the SP in 2023 were as follows: 50% in March and 100% in July 2023.

**Table 17. SP March Results**

| March                | TAS         | RANZCP Overall |
|----------------------|-------------|----------------|
|                      | Assessments | 2              |
| Pass                 | 1           | 51             |
| <b>Pass Rate (%)</b> | <b>50%</b>  | <b>74%</b>     |

**Table 18. SP Pass Rate by project type**

| Project type                         | March       |           |
|--------------------------------------|-------------|-----------|
|                                      | Submissions | Pass Rate |
| Case Series                          | -           | -         |
| Literature Review                    | -           | -         |
| Qualitative or Quantitative Research | 1           | 0%        |
| Quality Assurance or Clinical Audit  | 1           | 100%      |

**Table 19. SP July Results – Assessments by Fellowship zone**

| July | TAS                  |             | RANZCP Overall |
|------|----------------------|-------------|----------------|
|      | Assessments          | 1           | 76             |
|      | Pass                 | 1           | 66             |
|      | <b>Pass Rate (%)</b> | <b>100%</b> | <b>87%</b>     |

**Table 20. SP Pass Rate by project type**

| Project type                         | July        |           |
|--------------------------------------|-------------|-----------|
|                                      | Submissions | Pass Rate |
| Case Series                          | -           | -         |
| Literature Review                    | -           | -         |
| Qualitative or Quantitative Research | 1           | 100%      |
| Quality Assurance or Clinical Audit  | -           | -         |

**Table 21. SP November Results**

| November | TAS                  |          | RANZCP Overall |
|----------|----------------------|----------|----------------|
|          | Assessments          | -        | 94             |
|          | Pass                 | -        | 79             |
|          | <b>Pass Rate (%)</b> | <b>-</b> | <b>84%</b>     |

**Table 22. SP Pass Rate by project type**

| Project type                         | November    |           |
|--------------------------------------|-------------|-----------|
|                                      | Submissions | Pass Rate |
| Case Series                          | -           | -         |
| Literature Review                    | -           | -         |
| Qualitative or Quantitative Research | -           | -         |
| Quality Assurance or Clinical Audit  | -           | -         |
| Other                                | -           | -         |

b. Proposals and exemptions

The RANZCP approved 3 SP proposals from the TAS program between January and December 2023. The most common project type received was quantitative or qualitative research (see Table 23).

**Table 23. Approved SP proposals by project type**

| Project Type                         | Jan – Dec 2023 |
|--------------------------------------|----------------|
| Case Series                          | -              |
| Literature Review                    | -              |
| Qualitative or Quantitative Research | 3              |
| Quality Assurance or Clinical Audit  | -              |
| Other                                | -              |

Trainees may be exempt from undertaking the SP if they have conducted activities that are considered equivalent by the RANZCP. In 2023, the College did not receive exemption applications from the TAS program (see Table 24).

**Table 24. SP Exemptions granted by Fellowship zone (Jan-Dec 2023)**

|                    | TAS      | RANZCP Overall |
|--------------------|----------|----------------|
| Exemptions         | -        | 78             |
| Granted            | -        | 65             |
| <b>Granted (%)</b> | <b>-</b> | <b>83%</b>     |

## 4. Specialist International Medical Graduates program enrolment

A total of 2 Specialist International Medical Graduates commenced a pathway to attain Fellowship of the RANZCP in TAS during the period from January to December 2023 (deemed to be substantially comparable).

**Table 25. Specialist Pathway Assessments by Employer State (Jan-Dec 2023)**

|                | TAS      | RANZCP Overall |
|----------------|----------|----------------|
| <b>Overall</b> | <b>2</b> | <b>82</b>      |
| Partially      | 0        | 45             |
| Substantially  | 2        | 37             |

**Table 26. TAS Intakes by country of the highest specialist qualification assessed (Jan-Dec 2023)**

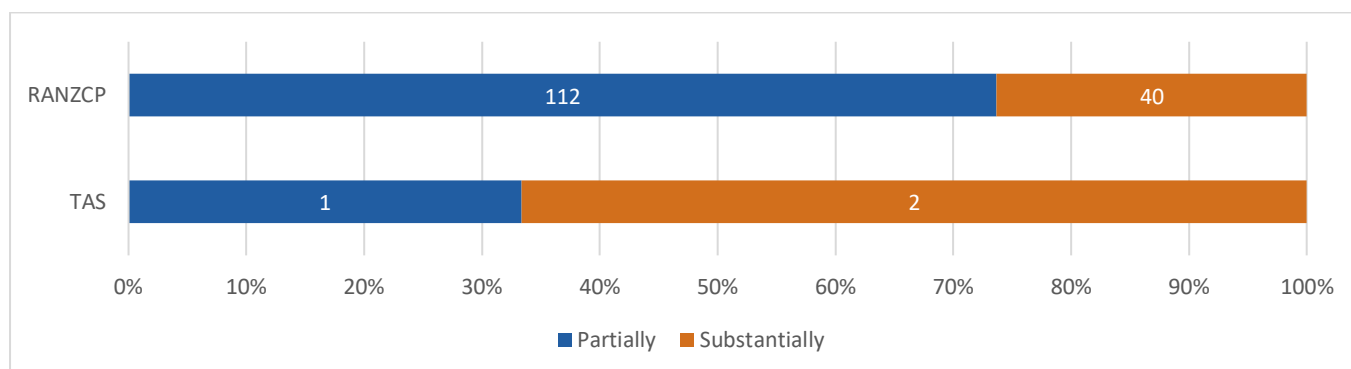
| Country        | Partially | Substantially | Overall  |
|----------------|-----------|---------------|----------|
| Kuwait         | -         | 1             | 1        |
| United Kingdom | -         | 1             | 1        |
| <b>Overall</b> | <b>-</b>  | <b>2</b>      | <b>1</b> |

## 5. Specialist International Medical Graduates numbers

Overall, the TAS program currently has 3 active SIMGs, across each comparability status. Overall, 1 SIMGs (67%) are undertaking the program under the Partial Comparability pathway, and 2 SIMGs (33%) under Substantial Comparability. The distribution of SIMGs across each comparability status and employer state is presented in Figure 3.

**Table 27. Total SIMGs Numbers by Employer State (correct as of 31 December 2023)**

|               | TAS      | RANZCP Overall |
|---------------|----------|----------------|
| <b>SIMGs</b>  | <b>3</b> | <b>152</b>     |
| Partially     | 1        | 112            |
| Substantially | 2        | 40             |



**Figure 3. SIMGs by Employer State and comparability status (correct as of 31 December 2023)**

The distribution of SIMGs by gender is presented in Table 28. Man represent 100% of RANZCP SIMGs in TAS.

**Table 28. Distribution of SIMGs by Fellowship Zone and gender (correct as of 31 December 2023)**

|                            | TAS | RANZCP Overall |
|----------------------------|-----|----------------|
| Man                        | 3   | 90             |
| Non-binary/ gender diverse | -   | -              |
| Woman                      | -   | 61             |
| Prefer not to say          | -   | 1              |

## 6. New Fellows

Over the reporting period, the RANZCP announced the admission of 1 new College Fellows from the TAS program who successfully completed the training program pathway.

**Table 29. Total Number of TAS New Fellows (Jan-Dec 2023)**

|                          | TAS      | RANZCP Overall |
|--------------------------|----------|----------------|
| <b>Training program</b>  | <b>3</b> | <b>223</b>     |
| 2012 program             | 1        | 212            |
| Transitioned             | 2        | 11             |
| <b>SIMG pathway</b>      | <b>-</b> | <b>51</b>      |
| Partial                  | -        | 27             |
| Substantial              | -        | 24             |
| <b>Overall (a) + (b)</b> | <b>3</b> | <b>274</b>     |

\* Training pathway distributed based on the last zone trained and specialist pathway based on the employer state.

The distribution of New Fellows from the TAS program by gender is outlined in Table 30.

**Table 30. Distribution of New Fellows by Fellowship Zone and gender (Jan-Dec 2023)**

|                            | TAS | RANZCP Overall |
|----------------------------|-----|----------------|
| Man                        | 2   | 148            |
| Non-binary/ gender diverse | -   | 1              |
| Woman                      | 1   | 125            |

## 7. Certificates of Advanced Training

The total number of enrolments, awards and current participants completing Certificates of Advanced Training in TAS are shown in Tables 31 to 34.

### a. Enrolment

Table 31 provides a breakdown of enrolments into certificate courses in the TAS for the period January to December 2023.

**Table 31. Certificates of Advanced Training intake by type and certificate zone (Jan – Dec 2023)**

|                      | TAS      | RANZCP Overall |
|----------------------|----------|----------------|
| <b>Overall</b>       | <b>5</b> | <b>192</b>     |
| Addiction            | 1        | 31             |
| Adult                | -        | 9              |
| Child and Adolescent | 2        | 51             |
| Consultation-Liaison | 1        | 27             |
| Forensic             | -        | 18             |
| Old Age              | 1        | 35             |
| Psychotherapy        | -        | 21             |

### a. RANZCP Certificates of Advanced Training numbers

Table 32 shows the total number of people currently enrolled in Certificates of Advanced Training in TAS and the detail of Membership by location is shown in Table 33. A total of 15 advanced certificates are being completed by 14 people, with the most common certificates being Child and Adolescent accounting for 33% of the total. The majority of people enrolled are RANZCP trainees (64%) and the remaining Fellows (36%).

**Table 32. Total Certificates of Advanced Training Numbers by Certificate Zone (correct as of 19 January 2024)**

|                      | TAS       | RANZCP Overall |
|----------------------|-----------|----------------|
| <b>Overall</b>       | <b>15</b> | <b>824</b>     |
| Addiction            | 3         | 122            |
| Adult                | -         | 51             |
| Child and Adolescent | 5         | 170            |
| Consultation-Liaison | 3         | 143            |
| Forensic             | 1         | 79             |
| Old Age              | 3         | 144            |
| Psychotherapy        | -         | 115            |

**Table 33. Total Certificates of Advanced Training Numbers by Membership (correct as of 19 January 2024)**

|                | TAS       | RANZCP Overall |
|----------------|-----------|----------------|
| <b>Overall</b> | <b>14</b> | <b>772</b>     |
| Trainees       | 9         | 440            |
| Fellows        | 5         | 332            |

## b. Awards

During 2023, the Education Committee did not approve any Certificate of Advanced Training from the TAS program.

**Table 34. Certificates of Advanced Training awarded by type and Certificate Zone (Jan – Dec 2023)**

|                      | TAS      | RANZCP Overall |
|----------------------|----------|----------------|
| <b>Overall</b>       | <b>0</b> | <b>144</b>     |
| Addiction            | -        | 10             |
| Adult                | -        | 11             |
| Child and Adolescent | -        | 39             |
| Consultation-Liaison | -        | 27             |
| Forensic             | -        | 18             |
| Old Age              | -        | 25             |
| Psychotherapy        | -        | 14             |

## 8. Specialist Training Program (STP)

The Specialist Training Program (STP) is an Australian Government initiative.

It provides funding to health organisations to support specialist medical training in settings beyond traditional public teaching hospitals. STP posts involve 6-month training rotations in posts located in priority settings such as the private sector, regional, rural and remote areas, and non-hospital settings (e.g., aged care, community health organisations or Aboriginal medical services). As providers of STP posts must submit a report after each rotation, the numbers in this report could differ from those reported to the Department of Health and Aged Care. The Modified Monash (MM) classification is used to report the geographical location of the posts.

Table 35 shows the total number of FTE by the MM rating, and the number of TAS trainees in the STP program is shown in Table 36. The STP program funded in TAS a total of 4.8 FTE in MM2 locations during rotation 1 2023, covered by 5 trainees.

**Table 35. Rotation 1, 2023 STP locations showing FTE by MM classification**

|                | TAS        | AUST          |
|----------------|------------|---------------|
| MM1            | -          | 92.13         |
| MM2            | 4.8        | 18.56         |
| MM3            | -          | 16.1          |
| MM4            | -          | 6.63          |
| MM5            | -          | 1.61          |
| MM6            | -          | 3.74          |
| MM7            | -          | 2.69          |
| <b>Overall</b> | <b>4.8</b> | <b>141.46</b> |

\* MM1 is a major city, and MM7 is very remote. Areas classified MM2 to MM7 are rural or remote.

**Table 36. Rotation 1, 2023 Trainees funded by the STP program**

|  | TAS      | AUST       |
|--|----------|------------|
| <b>STP trainees<br/>Rotation 1, 2023</b> | <b>5</b> | <b>159</b> |

## 9. Integrated Rural Training Pipeline (IRTP) Program

The Integrated Rural Training Pipeline (IRTP) program is an Australian Government initiative aimed at increasing the number of psychiatry trainees and specialists in rural and regional areas.

Training posts funded in the IRTP program differ from the Specialist Training Program (STP) posts as the funding 'follows' the trainee through multiple rotations at a health service.

Overall, the College has 33 active trainees funded by the IRTP program. Currently, there are 2 trainees from TAS funded by the IRTP.

**Table 37. Total Trainees funded by the IRTP program**

|                 | TAS      | AUST      |
|-----------------|----------|-----------|
| <b>Trainees</b> | <b>2</b> | <b>33</b> |