



The Royal
Australian &
New Zealand
College of
Psychiatrists



Training and Assessment Update

RANZCP Fellowship Program

New Zealand (NZ) End-year 2023

May 2024

309 La Trobe Street, Melbourne VIC
3000 Australia
T +61 3 9640 0646
F +61 3 9642 5652
ranzcp@ranzcp.org
www.ranzcp.org
ABN 68 000 439 047.

Contents

Introduction and Background	3
1. RANZCP Fellowship program enrolment.....	4
2. RANZCP Fellowship program numbers.....	4
3. Assessments.....	6
3.1 Multiple Choice Question (MCQ) Examination	6
3.2 Critical Essay Question (CEQ) Examination.....	6
3.3 Modified Essay Question (MEQ) Examination	8
3.4 Clinical Competency Assessment (CCA)	9
3.5 Psychotherapy Written Case (PWC)	10
3.6 Scholarly Project (SP).....	10
4. Specialist International Medical Graduates program enrolment.....	13
5. Specialist International Medical Graduates numbers	13
6. New Fellows	14
7. Certificates of Advanced Training	15

Introduction and Background

The New Zealand (NZ) - Training and Assessment report is a snapshot overview of data and outlines the most recent numbers for:

- Enrolments
- Trainees and Specialist International Medical Graduates (SIMG)
- Assessment pass rates
- New RANZCP Fellows
- Certificates of advanced training

The End-year update data is current as of 8 January 2024 and summarises activities for January – December 2023.

Importantly, the data published in the respective sections are aggregated for each state and New Zealand. However, the definition of location changes according to the member type:

- Trainees: the Fellowship zone is used to determine location
- SIMGs: the employer state is used to determine location
- New Fellows: the last Fellowship zone recorded is used to determine location

The data for this report is taken from the College member database, and the analysis was conducted by the Education and Training Unit as part of its regular reporting of the College's education activities. Numbers may differ from other reports due to trainees moving zone, late form submission, withdrawals, not paying fees, being excluded or other reasons. Results presented in this report have been rounded up to the nearest whole percent and in some cases, answers may not add up to 100%.

1. RANZCP Fellowship program enrolment

During the 2023 training year, a total of 42 trainees commenced the NZ training program (see Table 1).

The training year for 2023 commenced in February for Australia and New Zealand, covering the period from February 2023 to February 2024. Table 1 compares the 2023 intake with the same period in 2022 and shows the difference in numbers.

Table 1. NZ Training Intakes by zone

	NZAUCK	NZCHRI	NZDUN	NZUCNI	NZWELL	NZ Overall	RANZCP Overall
2023	18	6	2	8	8	42	412
2022	17	3	3	8	14	45	374
Difference	-1	-3	1	0	6	-3	+38

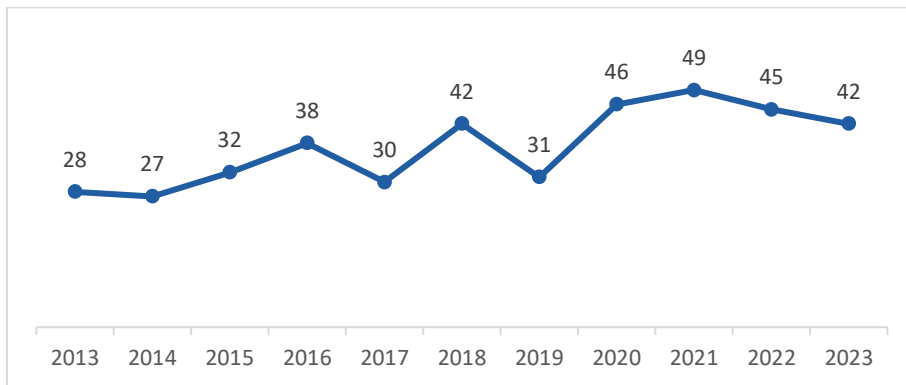


Figure 1. NZ Training intake (2013-2023)

2. RANZCP Fellowship program numbers

Overall, the NZ program currently has 238 active trainees. The distribution of these trainees across different stages of training is detailed in Table 2. There are 232 trainees (97%) undertaking the 2012 program, and 6 trainees (3%) transitioned from the 2003 program.

Figure 2 illustrates the distribution of NZ trainees across each stage of training and zone. The NZ program has the highest proportion of its trainees in stage 3.

Table 2. Total NZ Training Numbers by stage (correct as of 8 January 2024)

	NZAUCK	NZCHRI	NZDUN	NZUCNI	NZWELL	NZ Overall	RANZCP Overall
2012 Program	88	29	17	39	59	232	2177
Stage 1	24	6	3	8	11	52	532
Stage 2	29	13	6	17	25	90	770
Stage 3	35	10	8	14	23	90	875
Transitioned	2	-	1	3	-	6	58
Stage 1	-	-	-	-	-	-	1
Stage 2	-	-	-	-	-	-	2
Stage 3	2	-	1	3	-	6	55
Overall	90	29	18	42	59	238	2235
Stage 1	24	6	3	8	11	52	533
Stage 2	29	13	6	17	25	90	772
Stage 3	37	10	9	17	23	96	930

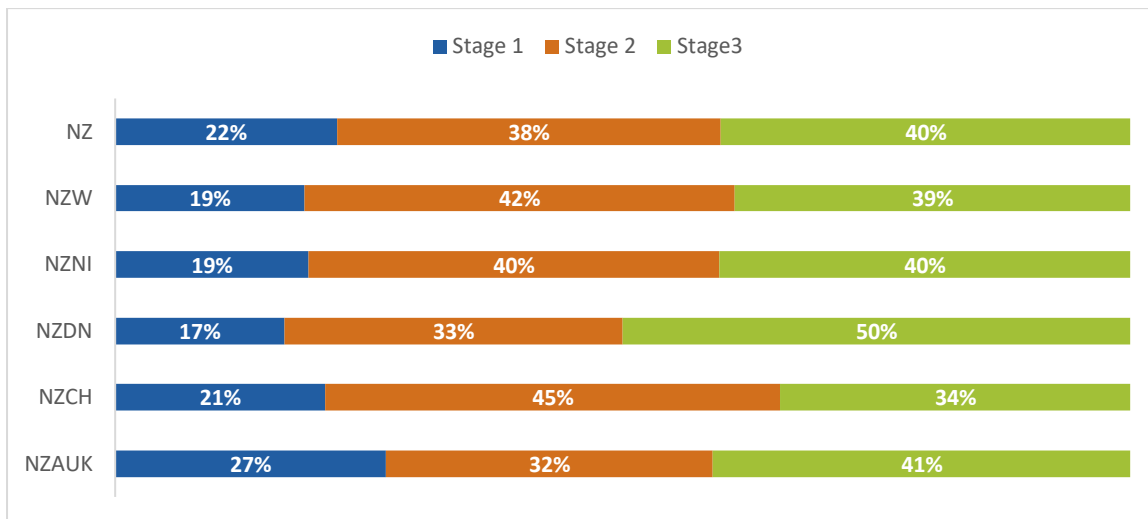


Figure 2. Trainees by Fellowship Zone and Stage of Training (correct as of 8 January 2024)

The distribution of NZ trainees by zone and gender is outlined in Table 3. Women represent more than 50% of NZ trainees. In Table 3 trainees identifying as non-binary / gender diverse and preferring not to say are presented as part of the overall numbers and not distributed by zone. Table 4 shows the range and frequency of the age of NZ trainees. The NZ trainees are ranging from 27 years to 61 years of age. The average age is 36.48 years, with a standard deviation of +/- 6.936 years.

Table 3. Distribution of NZ trainees by gender (correct as of 8 January 2024)

	NZAUCK	NZCHRI	NZDUN	NZUCNI	NZWELL	NZ Overall	RANZCP Overall
Man	36	16	10	21	33	116	1046
Non-binary/ gender diverse	-	-	-	-	-	-	7
Prefer not to say	-	-	-	-	-	-	4
Woman	54	13	8	20	26	121	1178

Table 4. Descriptive statistics NZ trainees age (correct as of 8 January 2024)

Statistics	
Mean	36.48
Median	34
Standard deviation	6.936
Minimum	27
Maximum	61

3. Assessments

3.1 Multiple Choice Question (MCQ) Examination

The Multiple-Choice Question (MCQ) Examination was held in March and September 2023. The pass rate for the NZ program was 100% in March and 88% in September. In total, 40 assessments were completed during both rounds in 2023.

Table 5. MCQ March Results

	NZAUCK	NZCHRI	NZDUN	NZUCNI	NZWELL	NZ Overall	RANZCP Overall	
March	Assessments	8	3	-	2	2	15	230
	Pass	8	3	-	2	2	15	213
	Pass Rate (%)	100%	100%	-	100%	100%	100%	93%

Table 6. MCQ September Results

	NZAUCK	NZCHRI	NZDUN	NZUCNI	NZWELL	NZ Overall	RANZCP Overall	
Sept	Assessments	7	1	2	6	9	25	196
	Pass	5	1	1	6	9	22	152
	Pass Rate (%)	71%	100%	50%	100%	100%	88%	78%

3.2 Critical Essay Question (CEQ) Examination

The Critical Essay Question Examination (CEQ) was held in February and August 2023, where the NZ program achieved a pass rate of 60% in February and 78% in August. A total of 28 assessments were completed during both rounds in 2023.

Table 7. CEQ February Results

	NZAUCK	NZCHRI	NZDUN	NZUCNI	NZWELL	NZ Overall	RANZCP Overall	
February	Assessments - trainees	4	3	1	1	1	10	190
	Pass	2	3	0	0	1	6	136
	Pass Rate (%)	50%	100%	0%	0%	100%	60%	72%
	Assessments - SIMGs (Partial comparability)	-	-	-	-	-	-	42
	Pass	-	-	-	-	-	-	16
	Pass Rate (%)	-	-	-	-	-	-	38%
	Total Assessments	4	3	1	1	1	10	232
	Pass	2	3	0	0	1	6	152
	Pass Rate (%)	50%	100%	0%	0%	100%	60%	66%

Table 8. CEQ August Results

		NZAUCK	NZCHRI	NZDUN	NZUCNI	NZWELL	NZ Overall	RANZCP Overall
August	Assessments - trainees	6	3	2	3	4	18	197
	Pass	4	3	1	2	4	14	160
	Pass Rate (%)	67%	100%	50%	67%	100%	78%	81%
	Assessments - SIMGs (Partial comparability)	-	-	-	-	-	-	42
	Pass	-	-	-	-	-	-	18
	Pass Rate (%)	-	-	-	-	-	-	43%
	Total Assessments	6	3	2	3	4	18	239
	Pass	4	3	1	2	4	14	178
	Pass Rate (%)	67%	100%	50%	67%	100%	78%	74%

3.3 Modified Essay Question (MEQ) Examination

The Modified Essay Question Examination (MEQ) was held in February and August 2023. The NZ program pass rate was 76% in February and 72% in August. A total of 35 assessments were completed during both rounds in 2023.

Table 9. MEQ February Results

	NZAUCK	NZCHRI	NZDUN	NZUCNI	NZWELL	NZ Overall	RANZCP Overall	
February	Assessments - trainees	7	2	2	1	5	17	235
	Pass	5	1	2	0	5	13	166
	Pass Rate (%)	71%	50%	100%	0%	100%	76%	71%
	Assessments - SIMGs (Partial comparability)	-	-	-	-	-	-	32
	Pass	-	-	-	-	-	-	19
	Pass Rate (%)	-	-	-	-	-	-	59%
	Total Assessments	7	2	2	1	5	17	267
	Pass	5	1	2	0	5	13	185
	Pass Rate (%)	71%	50%	100%	0%	100%	76%	69%

Table 10. MEQ August Results

	NZAUCK	NZCHRI	NZDUN	NZUCNI	NZWELL	NZ Overall	RANZCP Overall	
August	Assessments - trainees	8	5	2	1	1	18	262
	Pass	4	5	2	1	1	13	141
	Pass Rate (%)	50%	100%	100%	100%	100%	72%	54%
	Assessments - SIMGs (Partial comparability)	-	-	-	-	-	-	30
	Pass	-	-	-	-	-	-	13
	Pass Rate (%)	-	-	-	-	-	-	43%
	Total Assessments	8	5	2	1	1	18	292
	Pass	4	5	2	1	1	13	154
	Pass Rate (%)	50%	100%	100%	100%	100%	72%	53%

3.4 Clinical Competency Assessment (CCA)

The Board approved the implementation of the Clinical Competency Assessment (CCA) for 2022 and 2023. The CCA is based on the AAP with some modifications. The CCA will not be a 'No-Disadvantage Exam' - the results from this assessment will be reflected in the candidates' training trajectory.

The CCA was held in March and September 2023 with the NZ program achieving a 95% pass rate in both rounds. A total of 20 assessments were completed during these rounds in 2023. The CCA relies on longitudinal data points to make high-stakes decisions, unlike summative assessments, which base judgments on a single data point. The ongoing, structured feedback received during training is assessed to inform progression decisions. This ensures that candidates only proceed to submit their portfolios when they believe they have met the required standards. As a result, the outcomes from the CCA do not come as a surprise to candidates.

Table 11. CCA March 2023 Results

	NZ	RANZCP Overall
Portfolio Review		
Trainees	5	69
Successful	3	62
Unsuccessful (Proceed to CbD)	2	7
SIMGs	-	12
Successful	-	11
Unsuccessful (Proceed to CbD)	-	1
Overall	5	81
Successful	3	73
Unsuccessful (proceed to CbD)	2	8
Case-based Discussion		
Trainees	1	5
Successful	-	3
Unsuccessful	1	2
SIMGs	-	1
Successful	-	-
Unsuccessful	-	1
Overall	1	6*

*Total Candidates Unsuccessful in the PR - 8, Withdrawn (before the CbD) - 2. Proceeded to CbD - 6

Table 12. CCA September 2023 Results

	NZ	RANZCP Overall
Portfolio Review		
Trainees	15	183
Successful	14	173
Unsuccessful (Proceed to CbD)	1	10
SIMGs	-	11
Successful	-	11
Unsuccessful (Proceed to CbD)	-	0
Overall	15	194
Successful	14	184
Unsuccessful (Proceed to CbD)	1	10
Case based Discussion		
Trainees	1	5*
Successful	-	3
Unsuccessful	1	2

*Total Candidates Unsuccessful in the PR – 10, Withdrawn (before the CbD) – 5, Proceeded to CbD - 5

3.5 Psychotherapy Written Case (PWC)

The results of the Psychotherapy Written Case (PWC) submissions received in 2023 are summarised in Table 13 to 16, including the pass rates. In total, 19 submissions were assessed. The pass rate for the PWC in 2023 were as follows: 80% in February, 75% in May, 67% in August and 100% in November 2023.

Table 13. PWC February Results

February	NZAUCK	NZCHRI	NZDUN	NZUCNI	NZWELL	NZ SIMGs	NZ Overall	RANZCP Overall
	Assessments	1	3	-	-	1	-	5
Pass	1	2	-	-	1	-	4	47
Pass Rate (%)	100%	67%	-	-	100%	-	80%	67%

Table 14. PWC May Results

May	NZAUCK	NZCHRI	NZDUN	NZUCNI	NZWELL	NZ SIMGs	NZ Overall	RANZCP Overall
	Assessments	4	1	1	1	1	8	4
Pass	3	1	0	0	0	4	3	49
Pass Rate (%)	75%	100%	0%	0%	0%	50%	75%	64%

Table 15. PWC August Results

August	NZAUCK	NZCHRI	NZDUN	NZUCNI	NZWELL	NZ SIMGs	NZ Overall	RANZCP Overall
	Assessments	3	1	-	-	2	-	6
Pass	3	0	-	-	1	-	4	43
Pass Rate (%)	100%	0%	-	-	50%	-	67%	63%

Table 16. PWC November Results

August	NZAUCK	NZCHRI	NZDUN	NZUCNI	NZWELL	NZ SIMGs	NZ Overall	RANZCP Overall
	Assessments	1	1	-	-	2	-	4
Pass	1	1	-	-	2	-	4	66
Pass Rate (%)	100%	100%	-	-	100%	-	100%	59%

3.6 Scholarly Project (SP)

a. Submission results

During the 2023 round of submissions, 19 Scholarly Projects from the NZ program were received. The pass rate for the SP in 2023 were as follows: 50% in March, 100% in July and 93% in November 2023.

Table 17. SP March Results

March	NZAUCK	NZCHRI	NZDUN	NZUCNI	NZWELL	NZ SIMGs	NZ Overall	RANZCP Overall
	Assessments	1	1	-	-	-	-	2
Pass	1	0	-	-	-	-	1	51
Pass Rate (%)	100%	0%	-	-	-	-	50%	74%

Table 18. SP Pass Rate by project type

Project type	March	
	Submissions	Pass Rate
Case Series	1	0%
Literature Review	1	100%
Qualitative or Quantitative Research	-	-

Quality Assurance or Clinical Audit	-	-
-------------------------------------	---	---

Table 19. SP July Results – Assessments by Fellowship zone

July		NZAUCK	NZCHRI	NZDUN	NZUCNI	NZWELL	NZ SIMGs	NZ Overall	RANZCP Overall
	Assessments	-	2	-	-	1	-	3	76
Pass	-	2	-	-	1	-	3	66	
Pass Rate (%)	-	100%	-	-	100%	-	100%	87%	

Table 20. SP Pass Rate by project type

Project type	July	
	Submissions	Pass Rate
Case Series	1	100%
Literature Review	1	100%
Qualitative or Quantitative Research	-	-
Quality Assurance or Clinical Audit	1	100%

Table 21. SP November Results

November		NZAUCK	NZCHRI	NZDUN	NZUCNI	NZWELL	NZ SIMGs	NZ Overall	RANZCP Overall
	Assessments	4	3	4	2	1	-	14	94
Pass	4	2	4	2	1	-	13	79	
Pass Rate (%)	100%	67%	100%	100%	100%	-	93%	84%	

Table 22. SP Pass Rate by project type

Project type	November	
	Submissions	Pass Rate
Case Series	-	-
Literature Review	3	100%
Qualitative or Quantitative Research	10	90%
Quality Assurance or Clinical Audit	1	100%
Other	-	-

b. Proposals and exemptions

The RANZCP approved 23 SP proposals from the NZ program between January and December 2023. The most common project type received was qualitative or quantitative research (see Table 23).

Table 23. Approved SP proposals by project type (Jan – Dec 2023)

	NZAUCK	NZCHRI	NZDUN	NZUCNI	NZWELL	NZ Overall	RANZCP Overall
Case Series	-	-	-	-	-	-	4
Literature Review	-	-	2	-	1	3	99
Qualitative or Quantitative Research	5	5	3	2	-	15	91
Quality Assurance or Clinical Audit	4	1	-	-	-	5	36
Other	-	-	-	-	-	-	-

Trainees may be exempt from undertaking the SP if they have conducted activities that are considered equivalent by the RANZCP. In 2023, the College received 6 exemption applications, and all were granted (see Table 24).

Table 24. SP Exemptions granted by Fellowship zone (Jan-Dec 2023)

	NZAUCK	NZCHRI	NZDUN	NZUCNI	NZWELL	NZ Overall	RANZCP Overall
Assessments	1	-	-	-	5	6	78
Pass	1	-	-	-	5	6	65
Pass Rate (%)	100%	-	-	-	100%	100%	83%

4. Specialist International Medical Graduates program enrolment

A total of 1 Specialist International Medical Graduates commenced a pathway to attain Fellowship of the RANZCP in NZ during the period from January to December 2023 (deemed to be substantially comparable).

Table 25. Specialist Pathway Assessments by Employer State (Jan-Dec 2023)

	NZ	RANZCP Overall
Overall	1	82
Partially	-	45
Substantially	1	37

*The difference between New Zealand and RANZCP Overall SIMG numbers is due to the differing pathways to vocational or specialist medical registration. New Zealand registration does not require completion of a RANZCP pathway to Fellowship. RANZCP provides for Affiliate membership for New Zealand psychiatrists who have completed the local assessment and recognition pathway.

Table 26. NZ Intakes by country of the highest specialist qualification assessed (Jan-Dec 2023)

Country	Partially	Substantially	Overall
South Africa	-	1	1
Overall	-	1	1

5. Specialist International Medical Graduates numbers

Overall, the NZ currently has 1 active SIMGs, undertaking the pathway under the Substantial Comparability pathway. The distribution of SIMGs across each comparability status and employer state is presented in Figure 3.

Table 27. Total SIMGs Numbers by Employer State (correct as of 31 December 2023)

	NZ	RANZCP Overall
SIMGs	1	152
Partially	0	112
Substantially	1	40

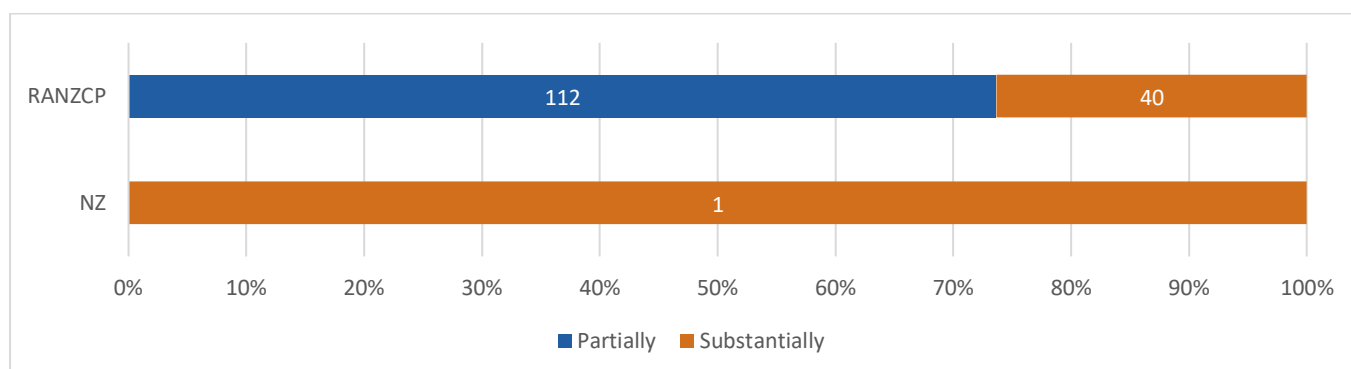


Figure 3. SIMGs by Employer State and comparability status (correct as of 31 December 2023)

The distribution of SIMGs by gender is presented in Table 28. Women represent 100% of RANZCP SIMGs in NZ.

Table 28. Distribution of SIMGs by Fellowship Zone and gender (correct as of 31 December 2023)

	NZ	RANZCP Overall
Man	-	90
Non-binary/ gender diverse	-	-
Woman	1	61
Prefer not to say	-	1

6. New Fellows

Over the reporting period, the RANZCP announced the admission of 21 new College Fellows from the NZ program. All of them successfully completed the training program pathway.

Table 29. Total Number of NZ New Fellows (Jan-Dec 2023)

	NZAUCK	NZCHRI	NZDUN	NZUCNI	NZWELL	NZ Overall	RANZCP Overall
Training program	8	6	2	5	-	21	223
2012 program	7	6	1	5	-	19	212
Transitioned	1	-	1	-	-	2	11
SIMG pathway	-	-	-	-	-	-	51
Partial	-	-	-	-	-	-	27
Substantial	-	-	-	-	-	-	24
Overall (a) + (b)	8	6	2	5	-	21	274

* Training pathway distributed based on the last zone trained and specialist pathway based on the employer state.

The distribution of New Fellows from the NZ program by gender is outlined in Table 30. The age range for these new fellows ranges from 36 years to 49 years.

Table 30. Distribution of New Fellows by Fellowship Zone and gender (Jan-Dec 2023)

	NZAUCK	NZCHRI	NZDUN	NZUCNI	NZWELL	NZ Overall	RANZCP Overall
Man	2	3	1	-	4	10	148
Non-binary/ gender diverse	-	-	-	-	-	1	1
Woman	5	3	1	-	1	10	125

7. Certificates of Advanced Training

The total number of enrolments, awards and current participants completing Certificates of Advanced Training in NZ are shown in Tables 31 to 34.

a. Enrolment

Table 31 provides a breakdown of enrolments into certificate courses in NZ from January to December 2023.

Table 31. Certificates of Advanced Training intake by type and certificate zone (Jan – Dec 2023)

	NZ	RANZCP Overall
Overall	15	192
Addiction	3	31
Adult	1	9
Child and Adolescent	3	51
Consultation-Liaison	4	27
Forensic	2	18
Old Age	2	35
Psychotherapy	-	21

b. RANZCP Certificates of Advanced Training numbers

Table 32 shows the total number of people currently enrolled in Certificates of Advanced Training in NZ and the detail of Membership by location is shown in Table 33. A total of 78 advanced certificates are being completed by 75 people, with the most common certificates being Child and Adolescent and Psychotherapy, accounting for 20% of the total. The majority of people enrolled are RANZCP trainees (60%) and the remaining Fellows (40%).

Table 32. Total Certificates of Advanced Training Numbers by Certificate Zone (correct as of 19 January 2024)

	NZ	RANZCP Overall
Overall	78	824
Addiction	14	122
Adult	9	51
Child and Adolescent	16	170
Consultation-Liaison	13	143
Forensic	11	79
Old Age	10	144
Psychotherapy	5	115

Table 33. Total Certificates of Advanced Training Numbers by Membership (correct as of 19 January 2024)

	NZ	RANZCP Overall
Overall	75	772
Trainees	45	440
Fellows	30	332

c. Awards

During 2023 a total of 11 Certificates of Advanced Training from the NZ were approved by the Education Committee.

Table 34. Certificates of Advanced Training awarded by type and Certificate Zone (Jan – Dec 2023)

	NZ	RANZCP Overall
Overall	11	144
Addiction	-	10
Adult	2	11
Child and Adolescent	2	39
Consultation-Liaison	3	27
Forensic	1	18
Old Age	2	25
Psychotherapy	1	14