



The Royal
Australian &
New Zealand
College of
Psychiatrists



Training and Assessment Update

RANZCP Fellowship Program

Australian Capital Territory (ACT) End-year 2023

May 2024

309 La Trobe Street, Melbourne VIC
3000 Australia
T +61 3 9640 0646
F +61 3 9642 5652
ranzcp@ranzcp.org
www.ranzcp.org
ABN 68 000 439 047.

Contents

Introduction and Background.....	3
1. RANZCP Fellowship program enrolment.....	4
2. RANZCP Fellowship program numbers.....	4
3. Assessments.....	6
3.1 Multiple Choice Question (MCQ) Examination.....	6
3.2 Critical Essay Question (CEQ) Examination.....	6
3.3 Modified Essay Question (MEQ) Examination.....	7
3.4 Clinical Competency Assessment (CCA).....	8
3.5 Psychotherapy Written Case (PWC).....	9
3.6 Scholarly Project (SP).....	9
4. Specialist International Medical Graduates program enrolment.....	11
5. Specialist International Medical Graduates numbers.....	11
6. New Fellows.....	13
7. Certificates of Advanced Training.....	14
8. Specialist Training Program (STP).....	16
9. Integrated Rural Training Pipeline (IRTP) Program.....	16

Introduction and Background

The Australian Capital Territory (ACT) - Training and Assessment report is a snapshot overview of data and outlines the most recent numbers for:

- Enrolments
- Trainees and Specialist International Medical Graduates (SIMG)
- Assessment pass rates
- New RANZCP Fellows
- Certificates of advanced training
- Specialist Training Program (STP) and Integrated Rural Training Pipeline (IRTP) Program.

The End-year update data is current as of 8 January 2024 and summarises activities for January – December 2023.

Importantly, the data published in the respective sections are aggregated for each state and New Zealand. However, the definition of location changes according to the member type:

- Trainees: the Fellowship zone is used to determine location
- SIMGs: the employer state is used to determine location
- New Fellows: the last Fellowship zone recorded is used to determine location

The data for this report is taken from the College member database, and the analysis was conducted by the Education and Training Unit as part of its regular reporting of the College's education activities. Numbers may differ from other reports due to trainees moving zone, late form submission, withdrawals, not paying fees, being excluded or other reasons. Results presented in this report have been rounded up to the nearest whole percent and in some cases, answers may not add up to 100%.

1. RANZCP Fellowship program enrolment

During the 2023 training year, a total of 9 trainees commenced the ACT training program (see Table 1).

The training year for 2023 commenced in February for Australia and New Zealand, covering the period from February 2023 to February 2024. Table 1 compares the 2023 intake with the same period in 2022 and shows the difference in numbers.

Table 1. ACT Training Intakes

	ACT	RANZCP Overall
2023	9	412
2022	7	374
Difference	+2	+38

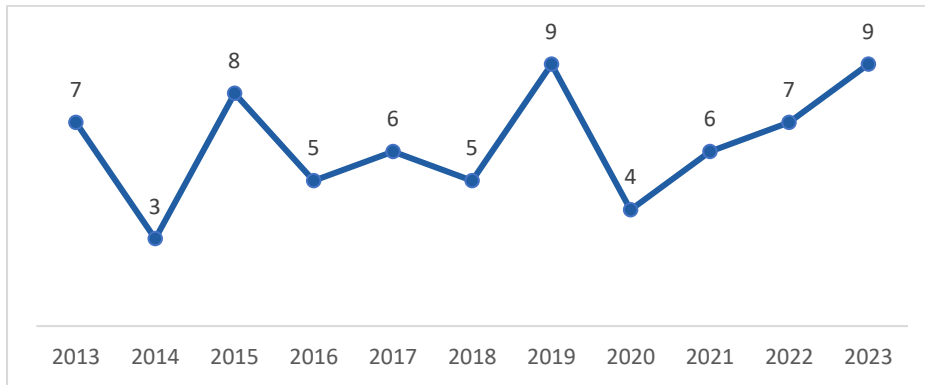


Figure 1. ACT Training intake (2013-2023)

2. RANZCP Fellowship program numbers

Overall, the ACT program currently has 38 active trainees. The distribution of these trainees across different stages of training is detailed in Table 2. There are 37 trainees (97%) undertaking the 2012 program, and 1 trainee (3%) transitioned from the 2003 program.

Figure 2 illustrates the distribution of trainees across each stage of training and the location. The ACT program has the highest proportion of their trainees in stages 2 and 3.

Table 2. Total ACT Training Numbers by stage (correct as of 8 January 2024)

	ACT	RANZCP Overall
2012 Program	37	2177
Stage 1	9	532
Stage 2	14	770
Stage 3	14	875
Transitioned	1	58
Stage 1	-	1
Stage 2	-	2
Stage 3	1	55
Overall	38	2235
Stage 1	9	533
Stage 2	14	772
Stage 3	15	930

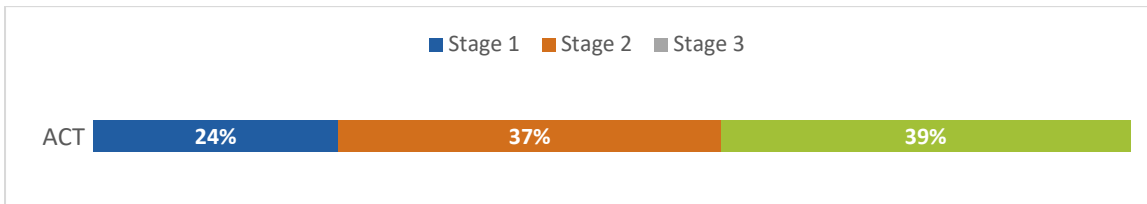


Figure 2. Trainees by Fellowship Zone and Stage of Training (correct as of 8 January 2024)

The distribution of trainees by zone and gender is outlined in Table 3. Women represent less than 50% of ACT trainees. In Table 3, trainees identifying as non-binary / gender diverse and preferring not to say are presented as part of the overall numbers and not distributed by the program. Table 4 shows the range and frequency of the age of ACT trainees. The ACT trainees are ranging from 27 years to 56 years of age. The average age is 37.18 years, with a standard deviation of +/- 7.870 years.

Table 3. Distribution of ACT trainees by gender (correct as of 8 January 2024)

	ACT	RANZCP Overall
Man	20	1046
Non-binary/ gender diverse	-	7
Prefer not to say	-	4
Woman	18	1178

Table 4. Descriptive statistics ACT trainees age (correct as of 8 January 2024)

Statistics	
Mean	37.18
Median	35.50
Standard deviation	7.870
Minimum	27
Maximum	56

3. Assessments

3.1 Multiple Choice Question (MCQ) Examination

The Multiple-Choice Question (MCQ) Examination was held in March and September 2023. The pass rate for the ACT program was 75% in March and 67% in September. In total, 7 assessments were completed during both rounds in 2023.

Table 5. MCQ March Results

March	ACT		RANZCP Overall
	Assessments	4	
Pass	3		213
Pass Rate (%)	75%		93%

Table 6. MCQ September Results

Sept	ACT		RANZCP Overall
	Assessments	3	
Pass	2		152
Pass Rate (%)	67%		78%

3.2 Critical Essay Question (CEQ) Examination

The Critical Essay Question Examination (CEQ) was held in February and August 2023, where the ACT program achieved a pass rate of 80% in February and 75% in August. A total of 14 assessments were completed during both rounds in 2023.

Table 7. CEQ February Results

February	ACT		RANZCP Overall
	Assessments -trainees	9	
Pass	7		136
Pass Rate (%)	78%		72%
Assessments -SIMGs (Partial comparability)	1		42
Pass	1		16
Pass Rate (%)	100%		38%
Total Assessments	10		232
Pass	8		152
Pass Rate (%)	80%		66%

Table 8. CEQ August Results

August	ACT		RANZCP Overall
	Assessments -trainees	3	
Pass	2		160
Pass Rate (%)	67%		81%
Assessments -SIMGs (Partial comparability)	1		42
Pass	1		18
Pass Rate (%)	100%		43%
Total Assessments	4		239
Pass	3		178
Pass Rate (%)	75%		74%

3.3 Modified Essay Question (MEQ) Examination

The Modified Essay Question Examination (MEQ) was held in February and August 2023. The ACT program pass rate was 64% in February and 29% in August. A total of 18 assessments were completed during both rounds in 2023.

Table 9. MEQ February Results

	ACT	RANZCP Overall
February	Assessments -trainees	10
	Pass	7
	Pass Rate (%)	70%
	Assessments -SIMGs (Partial comparability)	1
	Pass	0
	Pass Rate (%)	0%
	Total Assessments	11
	Pass	7
	Pass Rate (%)	64%

Table 10. MEQ August Results

	ACT	RANZCP Overall
August	Assessments -trainees	5
	Pass	2
	Pass Rate (%)	40%
	Assessments -SIMGs (Partial comparability)	2
	Pass	0
	Pass Rate (%)	0%
	Total Assessments	7
	Pass	2
	Pass Rate (%)	29%

3.4 Clinical Competency Assessment (CCA)

The Board approved the implementation of the Clinical Competency Assessment (CCA) for 2022 and 2023. The CCA is based on the AAP with some modifications. The CCA will not be a 'No-Disadvantage Exam' - the results from this assessment will be reflected in the candidates' training trajectory.

The CCA was held in March and September 2023 with the ACT program achieving a 100% pass rate in both rounds. A total of 6 assessments were completed during these rounds in 2023. The CCA relies on longitudinal data points to make high-stakes decisions, unlike summative assessments, which base judgments on a single data point. The ongoing, structured feedback received during training is assessed to inform progression decisions. This ensures that candidates only proceed to submit their portfolios when they believe they have met the required standards. As a result, the outcomes from the CCA do not come as a surprise to candidates.

Table 11. CCA March 2023 Results

	ACT	RANZCP Overall
Portfolio Review		
Trainees	-	69
Successful	-	62
Unsuccessful (Proceed to CbD)	-	7
SIMGs	1	12
Successful	1	11
Unsuccessful (Proceed to CbD)	-	1
Overall	1	81
Successful	1	73
Unsuccessful (proceed to CbD)	0	8
Case-based Discussion		
Trainees	-	5
Successful	-	3
Unsuccessful	-	3
SIMGs	-	1
Successful	-	-
Unsuccessful	-	1
Overall	-	6*

*Total Candidates Unsuccessful in the PR - 8, Withdrawn (before the CbD) - 2. Proceeded to CbD - 6

Table 12. CCA September 2023 Results

	ACT	RANZCP Overall
Portfolio Review		
Trainees	5	183
Successful	5	173
Unsuccessful (Proceed to CbD)	-	10
SIMGs	-	11
Successful	-	11
Unsuccessful (Proceed to CbD)	-	0
Overall	5	194
Successful	5	184
Unsuccessful (Proceed to CbD)	-	10
Case based Discussion		
Trainees	-	5*
Successful	-	3
Unsuccessful	-	2

*Total Candidates Unsuccessful in the PR – 10, Withdrawn (before the CbD) – 5, Proceeded to CbD – 5

3.5 Psychotherapy Written Case (PWC)

The results of the Psychotherapy Written Case (PWC) submissions received in 2023 are summarised in Table 13 to 16, including the pass rates. A total of 6 submissions were assessed, and 100% passed the PWC in February, 0% in May, 100% in both August and November.

Table 13. PWC February Results

February	ACT	RANZCP Overall
	Assessments	1
Pass	1	47
Pass Rate (%)	100%	67%

Table 14. PWC May Results

May	ACT	RANZCP Overall
	Assessments	1
Pass	0	49
Pass Rate (%)	0%	64%

Table 15. PWC August Results

August	ACT	RANZCP Overall
	Assessments	1
Pass	1	43
Pass Rate (%)	100%	63%

Table 16. PWC November Results

November	ACT	RANZCP Overall
	Assessments	3
Pass	3	66
Pass Rate (%)	100%	59%

3.6 Scholarly Project (SP)

a. Submission results

During the 2023 round of submissions, 4 Scholarly Projects from the ACT program were received. All submissions in March and November were awarded a pass, resulting in a 100% success rate. However, the submission in July recorded a failure result.

Table 17. SP March Results

March	ACT	RANZCP Overall
	Assessments	1
Pass	1	51
Pass Rate (%)	100%	74%

Table 18. SP Pass Rate by Project Type

Project type	March	
	Submissions	Pass Rate
Case Series	-	-
Literature Review	1	100%
Qualitative or Quantitative Research	-	-
Quality Assurance or Clinical Audit	-	-

Table 19. SP July Results – Assessments by Fellowship zone

July	ACT		RANZCP Overall
	Assessments	1	76
	Pass	0	66
	Pass Rate (%)	0%	87%

Table 20. SP Pass Rate by Project Type

Project type	July	
	Submissions	Pass Rate
Case Series	-	-
Literature Review	1	0%
Qualitative or Quantitative Research	-	-
Quality Assurance or Clinical Audit	-	-

Table 21. SP November Results

November	ACT		RANZCP Overall
	Assessments	2	94
	Pass	2	79
	Pass Rate (%)	100%	84%

Table 22. SP Pass Rate by Project Type

Project type	November	
	Submissions	Pass Rate
Case Series	-	-
Literature Review	1	100%
Qualitative or Quantitative Research	1	100%
Quality Assurance or Clinical Audit	-	-
Other	-	-

b. Proposals and exemptions

The RANZCP approved 4 SP proposals from the ACT program between January and December 2023. The most common project type received was the Literature review (see Table 23).

Table 23. Approved SP proposals by Project Type

Project Type	Jan – Dec 2023
Case Series	-
Literature Review	3
Qualitative or Quantitative Research	1
Quality Assurance or Clinical Audit	-
Other	-

Trainees may be exempt from undertaking the SP if they have conducted activities that are considered equivalent by the RANZCP. In 2023, the College received 4 exemption applications and all were granted (see Table 24).

Table 24. SP Exemptions granted by Fellowship zone (Jan-Dec 2023)

	ACT	RANZCP Overall
Exemptions	4	78
Granted	4	65
Granted (%)	100%	83%

4. Specialist International Medical Graduates program enrolment

A total of 3 Specialist International Medical Graduates commenced a pathway to attain Fellowship of the RANZCP in ACT during the period from January to December 2023. Within this group, 2 were deemed to be substantially comparable, while an additional 1 was considered partially comparable (see Table 25).

Table 26 shows the country of qualifications assessed for the SIMGs. United Kingdom and Sri Lanka were the countries for the highest specialist qualifications that were assessed for comparability for these SIMGs.

Table 25. Specialist Pathway Assessments by Employer State (Jan-Dec 2023)

	ACT	RANZCP Overall
Overall	3	82
Partially	1	45
Substantially	2	37

Table 26. ACT Intakes by country of the highest specialist qualification assessed (Jan-Dec 2023)

Country	Partially	Substantially	Overall
United Kingdom	1	1	2
Sri Lanka	-	1	1
Overall	1	2	3

5. Specialist International Medical Graduates numbers

Overall, the ACT currently has 5 active SIMGs. Within this group, 3 SIMGs (60%) are undertaking the pathway under the Partial Comparability pathway, while 2 SIMGs (40%) are following the Substantial Comparability pathway.

The distribution of SIMGs across each comparability status and employer state is presented in Figure 3.

Table 27. Total SIMGs Numbers by Employer State (correct as of 31 December 2023)

	ACT	RANZCP Overall
SIMGs	5	152
Partially	3	112
Substantially	2	40

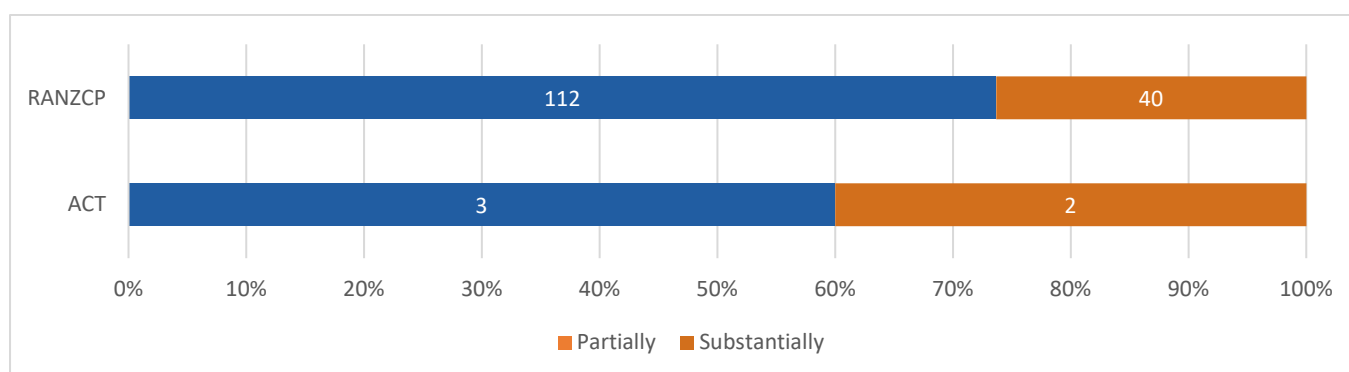


Figure 3. SIMGs by Employer State and comparability status (correct as of 31 December 2023)

The distribution of SIMGs by gender is presented in Table 28. Women represent 40% of RANZCP SIMGs. The age range for SIMGs in ACT ranges from 30 years to 62 years of age.

Table 28. Distribution of SIMGs by Fellowship Zone and gender (correct as of 31 December 2023)

	ACT	RANZCP Overall
Man	3	90
Non-binary/ gender diverse	-	-
Woman	2	61
Prefer not to say	-	1

6. New Fellows

Over the reporting period, the RANZCP announced the admission of 4 new College Fellows from the ACT program. All of them successfully completed the training program pathway.

Table 29. Total Number of ACT New Fellows (Jan-Dec 2023)

	ACT	RANZCP Overall
Training program	4	223
2012 program	4	212
Transitioned	-	11
SIMG pathway	-	51
Partial	-	27
Substantial	-	24
Overall (a) + (b)	4	274

* Training pathway distributed based on the last zone trained and specialist pathway based on the employer state.

The distribution of New Fellows from the ACT program by gender is outlined in Table 30. The age range for these new fellows ranges from 36 years to 49 years.

Table 30. Distribution of New Fellows by Fellowship Zone and gender (Jan-Dec 2023)

	ACT	RANZCP Overall
Man	1	148
Non-binary/ gender diverse	-	1
Woman	3	125

7. Certificates of Advanced Training

The total number of enrolments, awards and current participants completing Certificates of Advanced Training in ACT are shown in Tables 31 to 34.

a. Enrolment

Table 31 provides a breakdown of enrolments into certificate courses in the ACT for the period January to December 2023.

Table 31. Certificates of Advanced Training intake by type and certificate zone (Jan – Dec 2023)

	ACT	RANZCP Overall
Overall	3	192
Addiction	-	31
Adult	-	9
Child and Adolescent	1	51
Consultation-Liaison	1	27
Forensic	-	18
Old Age	1	35
Psychotherapy	-	21

b. RANZCP Certificates of Advanced Training numbers

Table 32 shows the total number of people currently enrolled in Certificates of Advanced Training in ACT and the detail of Membership by location is shown in Table 33. A total of 13 advanced certificates are being completed by 13 people, with the most common certificates being Child and Adolescent and Psychotherapy, accounting for 62% of the total. The majority of people enrolled are RANZCP trainees (54%) and the remaining Fellows (46%).

Table 32. Total Certificates of Advanced Training Numbers by Certificate Zone (correct as of 19 January 2024)

	ACT	RANZCP Overall
Overall	13	824
Addiction	-	122
Adult	1	51
Child and Adolescent	4	170
Consultation-Liaison	2	143
Forensic	-	79
Old Age	2	144
Psychotherapy	4	115

Table 33. Total Certificates of Advanced Training Numbers by Membership (correct as of 19 January 2024)

	ACT	RANZCP Overall
Overall	13	772
Trainees	7	440
Fellows	6	332

c. Awards

During 2023 a total of 3 Certificates of Advanced Training from the ACT were approved by the Education Committee.

Table 34. Certificates of Advanced Training awarded by type and Certificate Zone (Jan – Dec 2023)

	ACT	RANZCP Overall
Overall	3	144
Addiction	-	10
Adult	1	11
Child and Adolescent	-	39
Consultation-Liaison	-	27
Forensic	-	18
Old Age	1	25
Psychotherapy	1	14

8. Specialist Training Program (STP)

The Specialist Training Program (STP) is an Australian Government initiative.

It provides funding to health organisations to support specialist medical training in settings beyond traditional public teaching hospitals. STP posts involve 6-month training rotations in posts located in priority settings such as the private sector, regional, rural and remote areas, and non-hospital settings (e.g., aged care, community health organisations or Aboriginal medical services). As providers of STP posts must submit a report after each rotation, the numbers in this report could differ from those reported to the Department of Health and Aged Care. The Modified Monash (MM) classification is used to report the geographical location of the posts.

Table 35 shows the total number of FTE by the MM rating, and the number of ACT trainees in the STP program is shown in Table 36. The STP program funded in ACT a total of 3 FTE in MM1 locations during rotation 1 2023, covered by 3 trainees.

Table 35. Rotation 1, 2023 STP locations showing FTE by MM classification

	ACT	AUST
MM1	3	92.13
MM2	-	18.56
MM3	-	16.1
MM4	-	6.63
MM5	-	1.61
MM6	-	3.74
MM7	-	2.69
Overall	3	141.46

* MM1 is a major city, and MM7 is very remote. Areas classified MM2 to MM7 are rural or remote.

Table 36. Rotation 1, 2023 Trainees funded by the STP program

	ACT	AUST
STP trainees Rotation 1, 2023	3	159

9. Integrated Rural Training Pipeline (IRTP) Program

The Integrated Rural Training Pipeline (IRTP) program is an Australian Government initiative aimed at increasing the number of psychiatry trainees and specialists in rural and regional areas.

Training posts funded in the IRTP program differ from the Specialist Training Program (STP) posts as the funding 'follows' the trainee through multiple rotations at a health service.

Overall, the College has 33 active trainees funded by the IRTP program. Currently, there are no trainees from ACT funded by the IRTP.

Table 37. Total Trainees funded by the IRTP program

	ACT	AUST
Trainees	-	33