



The Royal  
Australian &  
New Zealand  
College of  
Psychiatrists



# Training and Assessment Update

## RANZCP Fellowship Program

# New South Wales (NSW) End-year 2023

**May 2024**

309 La Trobe Street, Melbourne VIC  
3000 Australia  
T +61 3 9640 0646  
F +61 3 9642 5652  
ranzcp@ranzcp.org  
www.ranzcp.org  
ABN 68 000 439 047.

## Contents

Introduction and Background.....	3
1. RANZCP Fellowship program enrolment.....	4
2. RANZCP Fellowship program numbers.....	4
3. Assessments.....	6
3.1 Multiple Choice Question (MCQ) Examination.....	6
3.2 Critical Essay Question (CEQ) Examination.....	6
3.3 Modified Essay Question (MEQ) Examination.....	7
3.4 Clinical Competency Assessment (CCA).....	8
3.5 Psychotherapy Written Case (PWC).....	9
3.6 Scholarly Project (SP).....	9
4. Specialist International Medical Graduates program enrolment.....	12
5. Specialist International Medical Graduates numbers.....	12
6. New Fellows.....	13
7. Certificates of Advanced Training.....	14
8. Specialist Training Program (STP).....	16
9. Integrated Rural Training Pipeline (IRTP) Program.....	16

## Introduction and Background

The New South Wales (NSW) - Training and Assessment report is a snapshot overview of data and outlines the most recent numbers for:

- Enrolments
- Trainees and Specialist International Medical Graduates (SIMG)
- Assessment pass rates
- New RANZCP Fellows
- Certificates of advanced training
- Specialist Training Program (STP) and Integrated Rural Training Pipeline (IRTP) Program.

The End-year update data is current as of 8 January 2024 and summarises activities for January – December 2023.

Importantly, the data published in the respective sections are aggregated for each state and New Zealand. However, the definition of location changes according to the member type:

- Trainees: the Fellowship zone is used to determine location
- SIMGs: the employer state is used to determine location
- New Fellows: the last Fellowship zone recorded is used to determine location

The data for this report is taken from the College member database, and the analysis was conducted by the Education and Training Unit as part of its regular reporting of the College's education activities. Numbers may differ from other reports due to trainees moving zone, late form submission, withdrawals, not paying fees, being excluded or other reasons. Results presented in this report have been rounded up to the nearest whole percent and in some cases, answers may not add up to 100%.

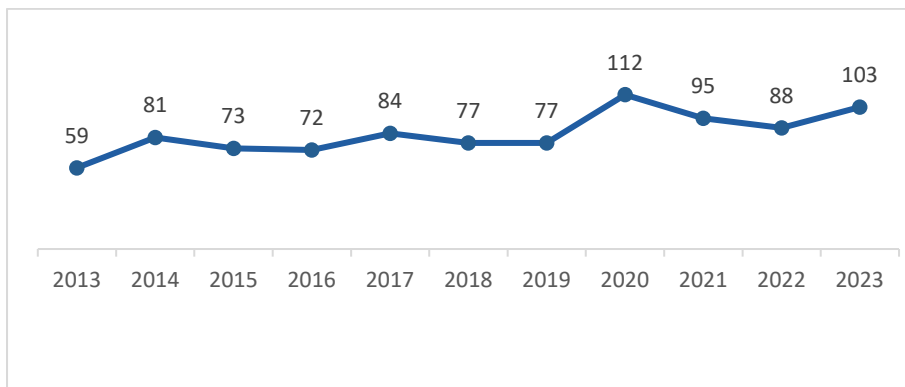
## 1. RANZCP Fellowship program enrolment

During the 2023 training year, a total of 103 trainees commenced the NSW training program (see Table 1).

The training year for 2023 commenced in February for Australia and New Zealand, covering the period from February 2023 to February 2024. Table 1 compares the 2023 intake with the same period in 2022 and shows the difference in numbers.

**Table 1. NSW Training Intakes by zone**

	NSWN	NSWNEW	NSWNW	NSWSESI	NSWSSW	NSW Overall	RANZCP Overall
2023	19	9	16	28	31	103	412
2022	15	13	7	25	28	88	374
Difference	+4	-4	+9	+3	+3	+15	+38



**Figure 1. NSW Training intake (2013-2023)**

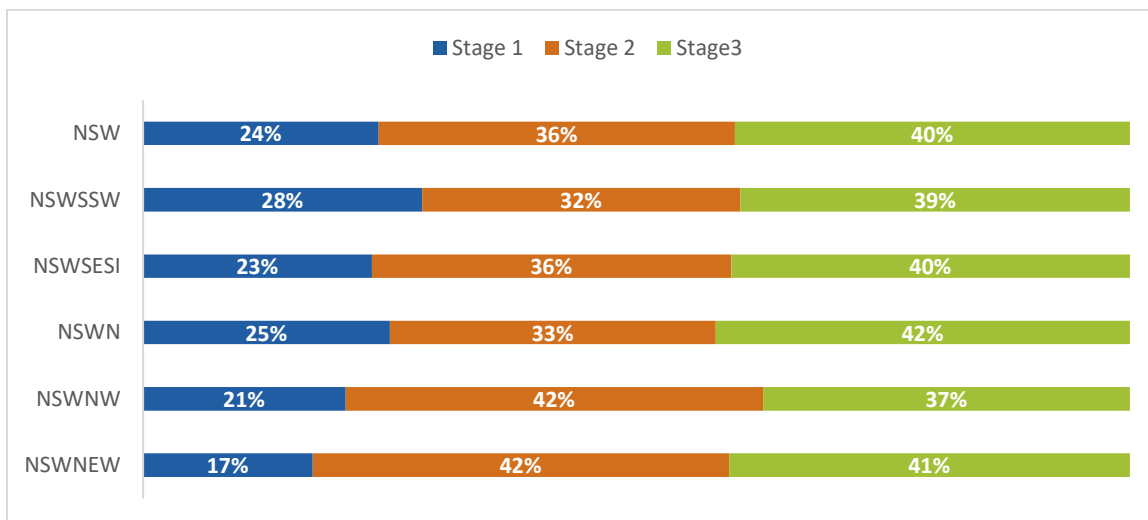
## 2. RANZCP Fellowship program numbers

Overall, the NSW program currently has 557 active trainees. The distribution of these trainees across different stages of training is detailed in Table 2. There are 544 trainees (99%) undertaking the 2012 program, and 13 trainees (1%) transitioned from the 2003 program.

Figure 2 illustrates the distribution of NSW trainees across each stage of training and zone. The NSW program has the highest proportion of its trainees in stage 3.

**Table 2. Total NSW Training Numbers by stage (correct as of 8 January 2024)**

	NSWN	NSWNEW	NSWNW	NSWSESI	NSWSSW	NSW Overall	RANZCP Overall
<b>2012 Program</b>	<b>62</b>	<b>78</b>	<b>104</b>	<b>149</b>	<b>151</b>	<b>544</b>	<b>2177</b>
Stage 1	11	16	28	35	43	133	532
Stage 2	27	33	37	55	49	201	770
Stage 3	24	29	39	59	59	210	875
<b>Transitioned</b>	<b>2</b>	<b>-</b>	<b>8</b>	<b>2</b>	<b>1</b>	<b>13</b>	<b>58</b>
Stage 1	-	-	-	-	-	-	1
Stage 2	-	-	-	-	-	-	2
Stage 3	2	-	8	2	1	13	55
<b>Overall</b>	<b>64</b>	<b>78</b>	<b>112</b>	<b>151</b>	<b>152</b>	<b>557</b>	<b>2235</b>
Stage 1	11	16	28	35	43	133	533
Stage 2	27	33	37	55	49	201	772
Stage 3	26	29	47	61	60	223	930



**Figure 2. Trainees by Fellowship Zone and Stage of Training (correct as of 8 January 2024)**

The distribution of NSW trainees by zone and gender is outlined in Table 3. Women represent more than 50% of NSW trainees. In Table 3 trainees identifying as non-binary / gender diverse and preferring not to say are presented as part of the overall numbers and not distributed by zone. Table 4 shows the range and frequency of the age of NSW trainees. The NSW trainees are ranging from 25 years to 64 years of age. The average age is 35.77 years, with a standard deviation of +/- 6.690 years.

**Table 3. Distribution of NSW trainees by gender (correct as of 8 January 2024)**

	NSWN	NSWNEW	NSWNW	NSWSESI	NSWSSW	NSW Overall	RANZCP Overall
Man	25	28	58	74	76	261	1046
Non-binary/ gender diverse	-	-	-	-	-	-	7
Prefer not to say	-	-	-	-	-	1	4
Woman	39	50	54	76	75	294	1178

**Table 4. Descriptive statistics NSW trainees age (correct as of 8 January 2024)**

Statistics	
Mean	35.77
Median	34
Standard deviation	6.690
Minimum	25
Maximum	64

### 3. Assessments

#### 3.1 Multiple Choice Question (MCQ) Examination

The Multiple-Choice Question (MCQ) Examination was held in March and September 2023. The pass rate for the NSW program was 91% in March and 67% in September. In total, 107 assessments were completed during both rounds in 2023.

**Table 5. MCQ March Results**

March		NSWN	NSWNEW	NSWNW	NSWSESI	NSWSSW	NSW Overall	RANZCP Overall
	<b>Assessments</b>	6	7	9	13	23	58	230
Pass	5	5	9	13	21	53	213	
<b>Pass Rate (%)</b>	83%	71%	100%	100%	91%	91%	93%	

**Table 6. MCQ September Results**

Sept		NSWN	NSWNEW	NSWNW	NSWSESI	NSWSSW	NSW Overall	RANZCP Overall
	<b>Assessments</b>	6	10	11	16	6	49	196
Pass	4	5	8	14	2	33	152	
<b>Pass Rate (%)</b>	67%	50%	73%	88%	33%	67%	78%	

#### 3.2 Critical Essay Question (CEQ) Examination

The Critical Essay Question Examination (CEQ) was held in February and August 2023, where the NSW program achieved a pass rate of 72% in February and 75% in August. A total of 122 assessments were completed during both rounds in 2023.

**Table 7. CEQ February Results**

February		NSWN	NSWNEW	NSWNW	NSWSESI	NSWSSW	NSW SIMGs	NSW Overall	RANZCP Overall
	<b>Assessments</b>	11	3	14	15	16	6	65	232
Pass	7	1	10	13	14	2	47	152	
<b>Pass Rate (%)</b>	64%	33%	71%	87%	88%	33%	72%	66%	

**Table 8. CEQ August Results**

August		NSWN	NSWNEW	NSWNW	NSWSESI	NSWSSW	NSW SIMGs	NSW Overall	RANZCP Overall
	<b>Assessments</b>	8	3	9	17	13	7	57	239
Pass	5	3	5	16	12	2	43	178	
<b>Pass Rate (%)</b>	63%	100%	56%	94%	92%	29%	75%	74%	

### 3.3 Modified Essay Question (MEQ) Examination

The Modified Essay Question Examination (MEQ) was held in February and August 2023. The NSW program pass rate was 79% in February and 56% in August. A total of 135 assessments were completed during both rounds in 2023.

**Table 9. MEQ February Results**

February	NSWN	NSWNEW	NSWNW	NSWSESI	NSWSSW	NSW SIMGs	NSW Overall	RANZCP Overall
	<b>Assessments</b>	12	3	9	21	12	5	62
Pass	8	2	7	19	8	5	49	185
<b>Pass Rate (%)</b>	<b>67%</b>	<b>67%</b>	<b>78%</b>	<b>90%</b>	<b>67%</b>	<b>100%</b>	<b>79%</b>	<b>69%</b>

**Table 10. MEQ August Results**

August	NSWN	NSWNEW	NSWNW	NSWSESI	NSWSSW	NSW SIMGs	NSW Overall	RANZCP Overall
	<b>Assessments</b>	14	9	8	19	22	1	73
Pass	4	6	4	10	17	0	41	154
<b>Pass Rate (%)</b>	<b>29%</b>	<b>67%</b>	<b>50%</b>	<b>53%</b>	<b>77%</b>	<b>0%</b>	<b>56%</b>	<b>53%</b>

### 3.4 Clinical Competency Assessment (CCA)

The Board approved the implementation of the Clinical Competency Assessment (CCA) for 2022 and 2023. The CCA is based on the AAP with some modifications. The CCA will not be a 'No-Disadvantage Exam' - the results from this assessment will be reflected in the candidates' training trajectory.

The CCA was held in March and September 2023 with the NSW program achieving a 96% pass rate in both rounds. A total of 71 assessments were completed during these rounds in 2023. The CCA relies on longitudinal data points to make high-stakes decisions, unlike summative assessments, which base judgments on a single data point. The ongoing, structured feedback received during training is assessed to inform progression decisions. This ensures that candidates only proceed to submit their portfolios when they believe they have met the required standards. As a result, the outcomes from the CCA do not come as a surprise to candidates.

**Table 11. CCA March 2023 Results**

	NSW	RANZCP Overall
<b>Portfolio Review</b>		
<b>Trainees</b>	<b>17</b>	<b>69</b>
Successful	17	62
Unsuccessful (Proceed to CbD)	-	7
<b>SIMGs</b>	<b>2</b>	<b>12</b>
Successful	2	11
Unsuccessful (Proceed to CbD)	0	1
<b>Overall</b>	<b>19</b>	<b>81</b>
Successful	19	73
Unsuccessful (proceed to CbD)	-	8
<b>Case-based Discussion</b>		
<b>Trainees</b>	<b>-</b>	<b>5</b>
Successful	-	3
Unsuccessful	-	2
<b>SIMGs</b>	<b>-</b>	<b>1</b>
Successful	-	-
Unsuccessful	-	1
<b>Overall</b>	<b>-</b>	<b>6*</b>

\*Total Candidates Unsuccessful in the PR - 8, Withdrawn (before the CbD) - 2. Proceeded to CbD - 6

**Table 12. CCA September 2023 Results**

	NSW	RANZCP Overall
<b>Portfolio Review</b>		
<b>Trainees</b>	<b>52</b>	<b>183</b>
Successful	48	173
Unsuccessful (Proceed to CbD)	4	10
<b>SIMGs</b>	<b>-</b>	<b>11</b>
Successful	-	11
Unsuccessful (Proceed to CbD)	-	0
<b>Overall</b>	<b>52</b>	<b>194</b>
Successful	48	184
Unsuccessful (Proceed to CbD)	4	10
<b>Case based Discussion</b>		
<b>Trainees</b>	<b>3</b>	<b>5*</b>
Successful	2	3
Unsuccessful	1	2

\*Total Candidates Unsuccessful in the PR – 10, Withdrawn (before the CbD) – 5, Proceeded to CbD - 5



### 3.5 Psychotherapy Written Case (PWC)

The results of the Psychotherapy Written Case (PWC) submissions received in 2023 are summarised in Table 13 to 16, including the pass rates. In total, 80 submissions were assessed. The pass rate for the PWC in 2023 were as follows: 65% in February, 75% in May, 50% in August and 54% in November 2023.

**Table 13. PWC February Results**

February	NSWN	NSWNEW	NSWNW	NSWSESI	NSWSSW	NSW SIMGs	NSW Overall	RANZCP Overall
	Assessments	5	2	2	3	8	-	20
Pass	3	2	2	3	3	-	13	47
Pass Rate (%)	60%	100%	100%	100%	38%	-	65%	67%

**Table 14. PWC May Results**

May	NSWN	NSWNEW	NSWNW	NSWSESI	NSWSSW	NSW SIMGs	NSW Overall	RANZCP Overall
	Assessments	5	1	3	4	7	-	20
Pass	4	1	2	2	6	-	15	49
Pass Rate (%)	80%	100%	67%	50%	86%	-	75%	64%

**Table 15. PWC August Results**

August	NSWN	NSWNEW	NSWNW	NSWSESI	NSWSSW	NSW SIMGs	NSW Overall	RANZCP Overall
	Assessments	2	1	3	3	3	-	12
Pass	1	0	1	2	2	-	6	43
Pass Rate (%)	50%	0%	33%	67%	67%	-	50%	63%

**Table 16. PWC November Results**

August	NSWN	NSWNEW	NSWNW	NSWSESI	NSWSSW	NSW SIMGs	NSW Overall	RANZCP Overall
	Assessments	2	2	5	12	7	-	28
Pass	2	1	3	6	3	-	15	66
Pass Rate (%)	100%	50%	60%	50%	43%	-	54%	59%

### 3.6 Scholarly Project (SP)

#### a. Submission results

During the 2023 round of submissions, 51 Scholarly Projects from the NSW program were received. The pass rate for the SP in 2023 were as follows: 63% in March, 100% in July and 75% in November 2023.

**Table 17. SP March Results**

March	NSWN	NSWNEW	NSWNW	NSWSESI	NSWSSW	NSW SIMGs	NSW Overall	RANZCP Overall
	Assessments	3	1	6	3	6	-	19
Pass	2	0	4	3	3	-	12	51
Pass Rate (%)	67%	0%	67%	100%	50%	-	63%	74%

**Table 18. SP Pass Rate by project type**

Project type	March	
	Submissions	Pass Rate
Case Series	2	0%
Literature Review	6	100%

Qualitative or Quantitative Research	8	63%
Quality Assurance or Clinical Audit	3	33%

**Table 19. SP July Results – Assessments by Fellowship zone**

July		NSWN	NSWNEW	NSWNW	NSWSESI	NSWSSW	NSW SIMGs	NSW Overall	RANZCP Overall
	<b>Assessments</b>	3	1	4	4	4	4	-	16
Pass	3	1	4	4	4	4	-	16	66
<b>Pass Rate (%)</b>	<b>100%</b>	<b>100%</b>	<b>100%</b>	<b>100%</b>	<b>100%</b>	<b>100%</b>	<b>-</b>	<b>100%</b>	<b>87%</b>

**Table 20. SP Pass Rate by project type**

Project type	July	
	Submissions	Pass Rate
Case Series	-	-
Literature Review	4	100%
Qualitative or Quantitative Research	6	100%
Quality Assurance or Clinical Audit	6	100%

**Table 21. SP November Results**

November		NSWN	NSWNEW	NSWNW	NSWSESI	NSWSSW	NSW SIMGs	NSW Overall	RANZCP Overall
	<b>Assessments</b>	2	2	1	5	6	6	-	16
Pass	0	2	1	3	6	6	-	12	79
<b>Pass Rate (%)</b>	<b>0%</b>	<b>100%</b>	<b>100%</b>	<b>60%</b>	<b>100%</b>	<b>100%</b>	<b>-</b>	<b>75%</b>	<b>84%</b>

**Table 22. SP Pass Rate by project type**

Project type	November	
	Submissions	Pass Rate
Case Series	1	100%
Literature Review	9	78%
Qualitative or Quantitative Research	4	75%
Quality Assurance or Clinical Audit	2	100%
Other	-	-

b. Proposals and exemptions

The RANZCP approved 47 SP proposals from the NSW program between January and December 2023. The most common project type received was Literature Review (see Table 23).

**Table 23. Approved SP proposals by project type (Jan – Dec 2023)**

	NSWN	NSWNEW	NSWNW	NSWSESI	NSWSSW	NSW Overall	RANZCP Overall
<b>Case Series</b>	-	-	1	-	-	1	4
<b>Literature Review</b>	4	-	4	5	8	21	99
<b>Qualitative or Quantitative Research</b>	5	3	3	4	3	18	91
<b>Quality Assurance or Clinical Audit</b>	1	3	2	1	-	7	36
<b>Other</b>	-	-	-	-	-	-	-

Trainees may be exempt from undertaking the SP if they have conducted activities that are considered equivalent by the RANZCP. In 2023, the College received 23 exemption applications and 19 were granted (see Table 24).

**Table 24. SP Exemptions granted by Fellowship zone (Jan-Dec 2023)**

	NSWN	NSWNEW	NSWNW	NSWSESI	NSWSSW	NSW Overall	RANZCP Overall
<b>Exemptions</b>	4	1	1	8	9	23	<b>78</b>
Granted	4	1	1	6	7	19	<b>65</b>
<b>Pass Rate (%)</b>	<b>100%</b>	<b>100%</b>	<b>100%</b>	<b>75%</b>	<b>78%</b>	<b>83%</b>	<b>83%</b>

## 4. Specialist International Medical Graduates program enrolment

A total of 15 Specialist International Medical Graduates commenced a pathway to attain Fellowship of the RANZCP in NSW during the period from January to December 2023 (1 deemed to be partially comparable and 4 deemed to be substantially comparable).

**Table 25. Specialist Pathway Assessments by Employer State (Jan-Dec 2023)**

	NSW	RANZCP Overall
<b>Overall</b>	<b>5</b>	<b>82</b>
Partially	1	45
Substantially	4	37

**Table 26. NSW Intakes by country of the highest specialist qualification assessed (Jan-Dec 2023)**

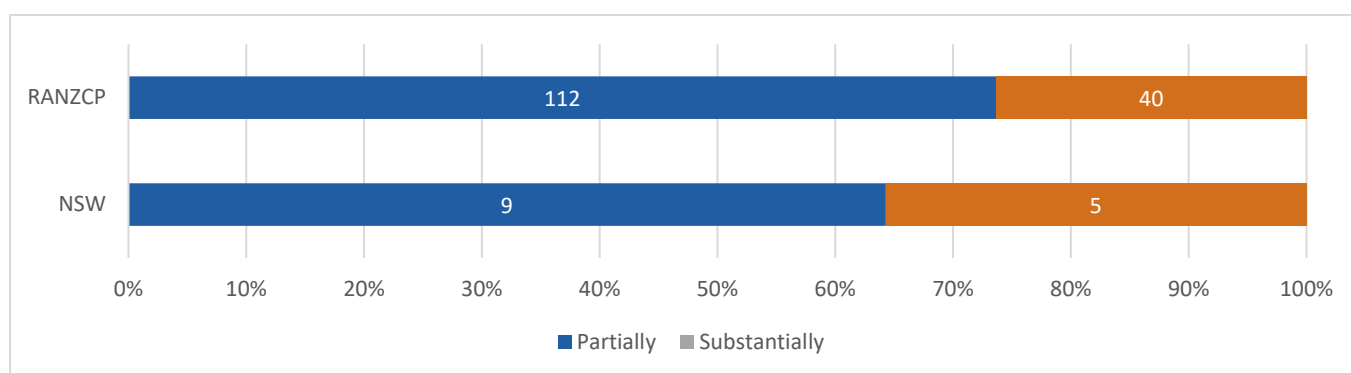
Country	Partially	Substantially	Overall
United Kingdom	-	2	2
Brazil	1	-	1
India	-	1	1
Malaysia	-	1	1
<b>Overall</b>	<b>1</b>	<b>4</b>	<b>5</b>

## 5. Specialist International Medical Graduates numbers

Overall, the NSW currently has 14 active SIMGs. 9 SIMGs (64%) are undertaking the program under the Partial Comparability pathway, and 5 SIMGs (36%) under Substantial Comparability. The distribution of SIMGs across each comparability status and employer state is presented in Figure 3.

**Table 27. Total SIMGs Numbers by Employer State (correct as of 31 December 2023)**

	NSW	RANZCP Overall
<b>SIMGs</b>	<b>14</b>	<b>152</b>
Partially	9	112
Substantially	5	40



**Figure 3. SIMGs by Employer State and comparability status (correct as of 31 December 2023)**

The distribution of SIMGs by gender is presented in Table 28. Men represent more than 50% of RANZCP SIMGs in NSW.

**Table 28. Distribution of SIMGs by Fellowship Zone and gender (correct as of 31 December 2023)**

	NSW	RANZCP Overall
Man	10	90
Non-binary/ gender diverse	-	-
Woman	4	61
Prefer not to say	-	1

## 6. New Fellows

Over the reporting period, the RANZCP announced the admission of 78 new College Fellows from the NSW program with 69 (88%) completing the training program pathway and the remaining 9 (12%) following the SIMG program.

**Table 29. Total Number of NSW New Fellows (Jan-Dec 2023)**

	NSWN	NSWNEW	NSWNW	NSWSESI	NSWSSW	NSW Overall	RANZCP Overall
<b>Training program</b>	<b>17</b>	<b>5</b>	<b>13</b>	<b>17</b>	<b>17</b>	<b>69</b>	<b>223</b>
2012 program	16	4	13	17	16	66	212
Transitioned	1	1			1	3	11
<b>SIMG pathway</b>	<b>-</b>	<b>-</b>	<b>-</b>	<b>-</b>	<b>-</b>	<b>9</b>	<b>51</b>
Partial	-	-	-	-	-	4	27
Substantial	-	-	-	-	-	5	24
<b>Overall (a) + (b)</b>	<b>17</b>	<b>5</b>	<b>13</b>	<b>17</b>	<b>17</b>	<b>78</b>	<b>274</b>

\* Training pathway distributed based on the last zone trained and specialist pathway based on the employer state.

The distribution of New Fellows from the NSW program by gender is outlined in Table 30. The age range for these new fellows ranges from 30 years to 60 years.

**Table 30. Distribution of New Fellows by Fellowship Zone and gender (Jan-Dec 2023)**

	NSWN	NSWNEW	NSWNW	NSWSESI	NSWSSW	NSW SIMGs	NSW Overall	RANZCP Overall
Man	10	4	9	8	9	4	44	148
Non-binary/ gender diverse	-	-	-	-	-	-	-	1
Woman	7	1	4	9	8	5	34	125

## 7. Certificates of Advanced Training

The total number of enrolments, awards and current participants completing Certificates of Advanced Training in NSW are shown in Tables 31 to 34.

### a. Enrolment

Table 31 provides a breakdown of enrolments into certificate courses in NSW from January to December 2023.

**Table 31. Certificates of Advanced Training intake by type and certificate zone (Jan – Dec 2023)**

	NSW	RANZCP Overall
<b>Overall</b>	<b>51</b>	<b>192</b>
Addiction	8	31
Adult	2	9
Child and Adolescent	18	51
Consultation-Liaison	4	27
Forensic	8	18
Old Age	5	35
Psychotherapy	6	21

### b. RANZCP Certificates of Advanced Training numbers

Table 32 shows the total number of people currently enrolled in Certificates of Advanced Training in NSW and the detail of Membership by location is shown in Table 33. A total of 204 advanced certificates are being completed by 191 people, with the most common certificates being Addiction and Psychotherapy, accounting for 35% of the total. The majority of people enrolled are RANZCP trainees (54%) and the remaining Fellows (46%).

**Table 32. Total Certificates of Advanced Training Numbers by Certificate Zone (correct as of 19 January 2024)**

	NSW	RANZCP Overall
<b>Overall</b>	<b>204</b>	<b>824</b>
Addiction	36	122
Adult	7	51
Child and Adolescent	38	170
Consultation-Liaison	30	143
Forensic	25	79
Old Age	32	144
Psychotherapy	36	115

**Table 33. Total Certificates of Advanced Training Numbers by Membership (correct as of 19 January 2024)**

	NSW	RANZCP Overall
<b>Overall</b>	<b>191</b>	<b>772</b>
Trainees	103	440
Fellows	88	332

### c. Awards

During 2023 a total of 41 Certificates of Advanced Training from the NSW were approved by the Education Committee.

**Table 34. Certificates of Advanced Training awarded by type and Certificate Zone (Jan – Dec 2023)**

	<b>NSW</b>	<b>RANZCP Overall</b>
<b>Overall</b>	<b>41</b>	<b>144</b>
Addiction	2	10
Adult	1	11
Child and Adolescent	11	39
Consultation-Liaison	11	27
Forensic	6	18
Old Age	5	25
Psychotherapy	5	14

## 8. Specialist Training Program (STP)

The Specialist Training Program (STP) is an Australian Government initiative.

It provides funding to health organisations to support specialist medical training in settings beyond traditional public teaching hospitals. STP posts involve 6-month training rotations in posts located in priority settings such as the private sector, regional, rural and remote areas, and non-hospital settings (e.g., aged care, community health organisations or Aboriginal medical services). As providers of STP posts must submit a report after each rotation, the numbers in this report could differ from those reported to the Department of Health and Aged Care. The Modified Monash (MM) classification is used to report the geographical location of the posts.

Table 35 shows the total number of FTE by the MM rating, and the number of NSW trainees in the STP program is shown in Table 36. The STP program funded in ACT a total of 28.16 FTE in MM1 locations during rotation 1 2023, covered by 29 trainees.

**Table 35. Rotation 1, 2023 STP locations showing FTE by MM classification**

	NSW	AUST
MM1	17.31	92.13
MM2	-	18.56
MM3	7.58	16.1
MM4	3.25	6.63
MM5	0.02	1.61
MM6	-	3.74
MM7	-	2.69
<b>Overall</b>	<b>28.16</b>	<b>141.46</b>

\* MM1 is a major city, and MM7 is very remote. Areas classified MM2 to MM7 are rural or remote.

**Table 36. Rotation 1, 2023 Trainees funded by the STP program**

	ACT	AUST
<b>STP trainees Rotation 1, 2023</b>	<b>29</b>	<b>159</b>

## 9. Integrated Rural Training Pipeline (IRTP) Program

The Integrated Rural Training Pipeline (IRTP) program is an Australian Government initiative aimed at increasing the number of psychiatry trainees and specialists in rural and regional areas.

Training posts funded in the IRTP program differ from the Specialist Training Program (STP) posts as the funding 'follows' the trainee through multiple rotations at a health service.

Overall, the College has 33 active trainees funded by the IRTP program. Currently, 5 trainees from NSW funded by the IRTP.

**Table 37. Total Trainees funded by the IRTP program**

	ACT	AUST
<b>Trainees</b>	<b>5</b>	<b>33</b>